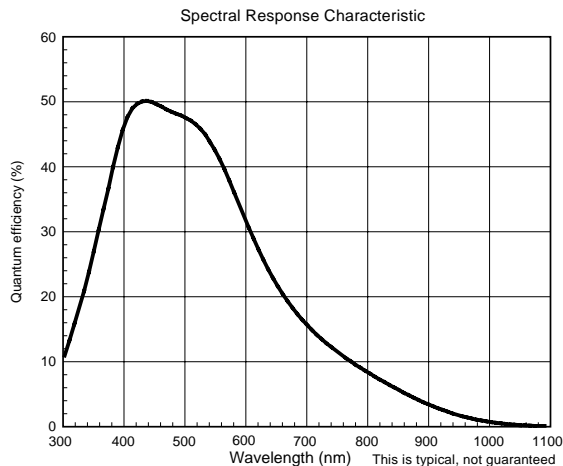


High Performance Digital CCD Camera C7300

250 Hz Frame Rate / 60 dB dynamic
Random Scan Readout



The C7300 realizes 13 Hz full resolution (1280×1024 pixels) readout from a 20 MHz pixel clock. It has the ability to readout up to 8 different randomly selected regions of interest (1280×16 pixels) at 250 Hz. The C7300 is well suited for applications requiring high speed imaging or critical applications requiring high resolution under low to moderate light level conditions.



FEATURES

- MAX 250 Hz readout (1280×16)
- ROI readout function
- Random scan function
- 2×2 binning
- 1.3M pixels
- MAX 12 bit output
- UV option (down to 193 nm)
- 60 nsec ultra fast imaging
- 1/10,000 to 1 second integration
- 15 electrons readout noise

SPECIFICATIONS

CCD	Progressive scan interline CCD
Effective pixels	1280 (H) × 1024 (V)
Pixel size	6.7 μm × 6.7 μm
Sensitive area	2/3 inch format
Spectral response characteristics	Standard : 240 nm to 1100 nm
	UV option : 193 nm to 1100 nm
Anti-blooming	Vertical overflow drain structure
Frame rate	13 Hz (Full pixel readout), 25 Hz (2 × 2 binning)
Read out noise	Typ. 15 electrons
Sub-array function (ROI)	Max 250 Hz (1280 × 16)
	16 line steps
Selectable ROI access function	Up to 8 selectable sub-arrays (ROI)
Dynamic range*	Typ. 60 dB
A/D resolution	8 bit / 10 bit / 12 bit
Integration time	1/10,000 to 1 second
Gated exposure (option)	2 image acquisitions with 60 ns or less intervals
Lens mount	C-mount

* Calculated from the ratio of the maximum saturation change and average readout noise.

TYPE NUMBER

C7300-10-□□ NR □

Bit number on
A/D converter

08: 8 bit
10: 10bit
12: 12bit

No suffix: Standard

U: UV chip
P: PIV option
D: PIV option + UV chip

OPTION

• Gated exposure

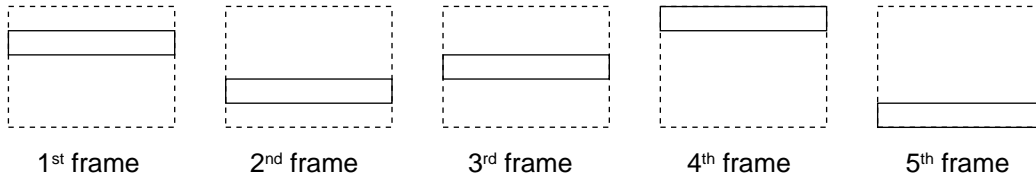
The C7300 can be set to acquire images with intervals as short as 60 ns at full resolution.

FEATURE DESCRIPTIONS

• Selectable sub-array (ROI) function

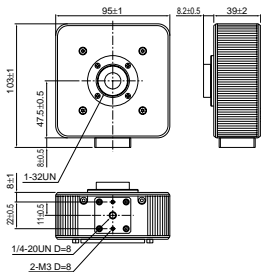
The C7300 can be set to readout sub-arrays of 1280 pixels by multiples of 16 lines by computer command.

Up to 8 sub-arrays may be selected from frame to frame at maximum frame rate.

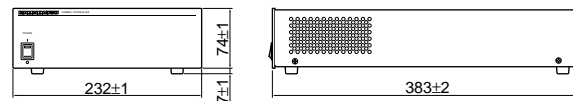


DIMENSIONAL OUTLINES (UNIT:mm)

• Camera head (approx. 0.7 kg)



• Camera control (approx. 6.3 kg)



- Subject to local technical requirements and regulations, availability of products included in this promotional material may vary. Please consult with our sales office.
- Information furnished by HAMAMATSU is believed to be reliable. However, no responsibility is assumed for possible inaccuracies or omissions. Specifications and external appearance are subject to change without notice.

© 1999 Hamamatsu Photonics K.K.

HAMAMATSU

Homepage Address <http://www.hamamatsu.com>

HAMAMATSU PHOTONICS K.K., Systems Division
812 Joko-cho, Hamamatsu City, 431-3196, Japan, Telephone: (81)53-431-0124, Fax: (81)53-435-1574, E-mail: export@sys.hpk.co.jp

U.S.A. and Canada: Hamamatsu Photonic Systems: 360 Foothill Road, Bridgewater, N.J. 08807-0910, U.S.A., Telephone: (1)908-231-1116, Fax: (1)908-231-0852, E-mail: usa@hamamatsu.com

Germany: Hamamatsu Photonics Deutschland GmbH: Arzbergerstr. 10, D-82211 Herrsching am Ammersee, Germany, Telephone: (49)8152-375-0, Fax: (49)8152-2658, E-mail: info@hamamatsu.de

France: Hamamatsu Photonics France S.A.R.L.: 8, Rue du Saule Trapu, Parc du Moulin de Massy, 91882 Massy Cedex, France, Telephone: (33)1 69 53 71 00, Fax: (33)1 69 53 71 10, E-mail: france@hamamatsu.com

United Kingdom: Hamamatsu Photonics UK Limited: Lough Point, 2 Gladbeck Way, Windmill Hill, Enfield, Middlesex EN2 7JA, United Kingdom, Telephone: (44)208-367-3560, Fax: (44)208-367-6384, E-mail: info@hamamatsu.co.uk

North Europe: Hamamatsu Photonics Norden AB: Smidesvägen 12, SE-171-41 Solna, Sweden, Telephone: (46)8-509-031-00, Fax: (46)8-509-031-01, E-mail: info@hamamatsu.se

Italy: Hamamatsu Photonics Italia S.R.L.: Strada della Moia, 1/E 20020 Arese (Milano), Italy, Telephone: (39)02-935 81 733, Fax: (39)02-935 81 741, E-mail: info@hamamatsu.it

Cat. No. SICS1066E05
JUL /2000 CR
Created in Japan (PDF)