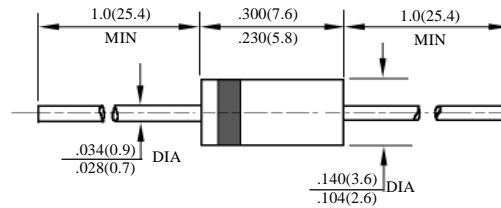


1N5391– 1N5399

1.5A 普通二极管  
1.5A GENERAL DIODES

型号 TYPE	最大反向 峰值电压 Maximum Peak Reverse Voltage	最大平均正向电流 Maximum Average Rectified Current @ Half-Wave Resistive Load 60Hz		最大正向浪涌电流 Maximum Forward Peak Surge Current @ 8.3ms Superimposed	最大反向漏电电流 Maximum Reverse Current @ PRV @ T <sub>A</sub> =25°C	最大正向电压 Maximum Forward Voltage @ T <sub>A</sub> =25°C		外型尺寸 Package Dimensions
	PRV	I <sub>O</sub> @ T <sub>L</sub>	°C	I <sub>FM</sub> (Surge)	I <sub>R</sub>	I <sub>FM</sub>	V <sub>FM</sub>	
	V <sub>PK</sub>	A <sub>AV</sub>		A <sub>PK</sub>	μA <sub>dc</sub>	A <sub>PK</sub>	V <sub>PK</sub>	
1N5391	50	1.5	70	50	5.0	1.5	1.4	DO-15
1N5392	100							
1N5393	200							
1N5394	300							
1N5395	400							
1N5396	500							
1N5397	600							
1N5398	800							
1N5399	1000							



DO – 15

# 1N5391-1N5399

## DO-15 封装 1.5A 普通二极管额定值与特性曲线

### RATING & CHARACTERISTIC CURVES OF 1.5A GENERAL DIODES OF DO-15 PACKAGE

FIG. 1 - TYPICAL FORWARD CURRENT DERATING CURVE

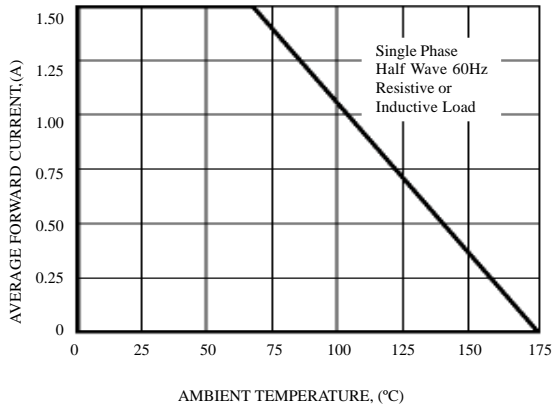


FIG. 2 - TYPICAL INSTANTANEOUS FORWARD CHARACTERISTICS

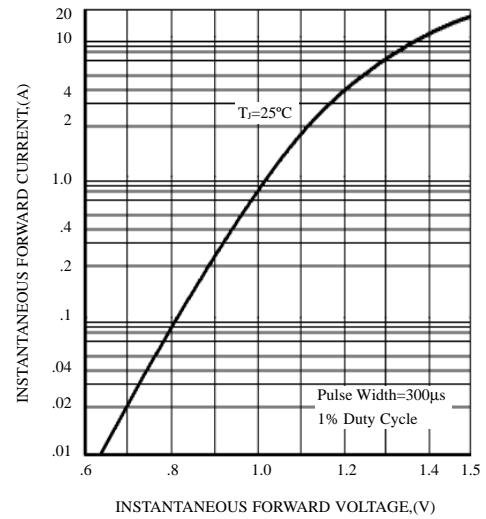


FIG. 3 - MAXIMUM NON-REPETITIVE FORWARD SURGE CURRENT

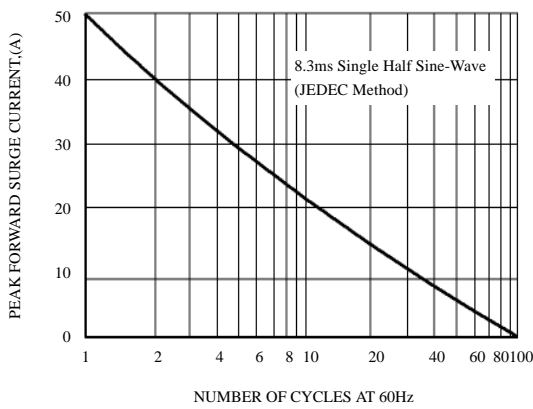


FIG. 4 - TYPICAL REVERSE CHARACTERISTICS

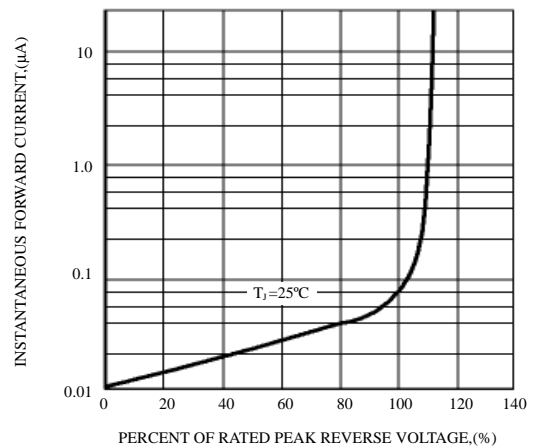


FIG. 5 - TYPICAL JUNCTION CAPACITANCE

