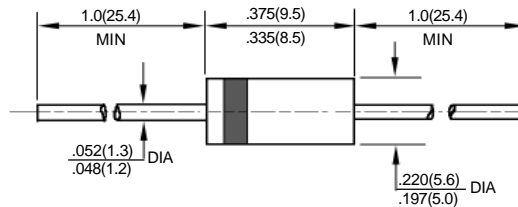


SB320-SB360
**肖特基二极管
SCHOTTKY BARRIER DIODES**

型号 TYPE	最大反向 峰值电压 Maximum Peak Reverse Voltage	最大平均 正向电流 Maximum Average Rectified Current @ Half-Wave Resistive Load 60Hz		最大正向 浪涌电流 Maximum Forward Peak Surge Current @ 8.3ms Superimposed	最大反向 漏电流 Maximum Reverse Current @ PRV @ T _A =25°C	最大正向电压 Maximum Forward Voltage @ T _A =25°C		外型尺寸 Package Dimensions
	PRV	I _O @ T _L		I _{FM} (Surge)	I _R	I _{FM}	V _{FM}	
	V _{PK}	A _{AV}	°C	A _{PK}	mAdc	A _{PK}	V _{PK}	
SB320	20	3.0	75	80	0.5	3.0	0.50	DO - 201AD
SB330	30		75		0.5		0.50	
SB340	40		75		0.5		0.50	
SB350	50		75		0.5		0.74	
SB360	60		75		0.5		0.74	



DO - 201AD

SB320-SB360

肖特基二极管额定值与特性曲线

SCHOTTKY DIODE RATING & CHARACTERISTIC CURVES

FIG. 1 - FORWARD CURRENT DERATING CURVE

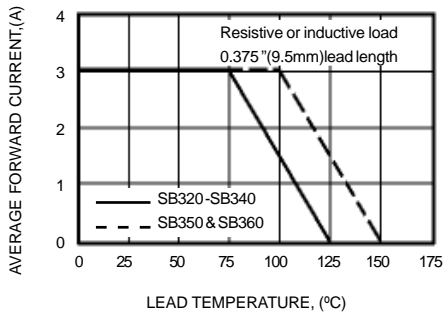


FIG. 2 - MAXIMUM NON-REPETITIVE FORWARD SURGE CURRENT

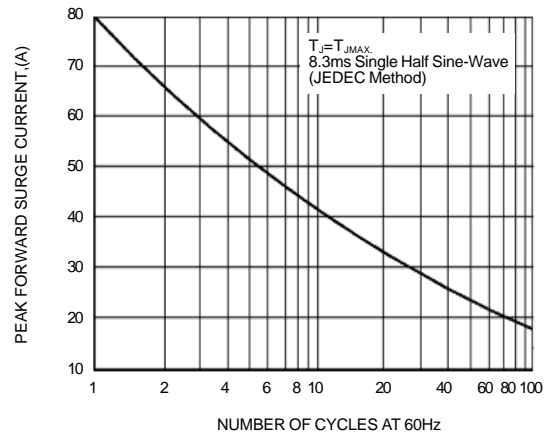


FIG. 3 - TYPICAL INSTANTANEOUS FORWARD CHARACTERISTICS

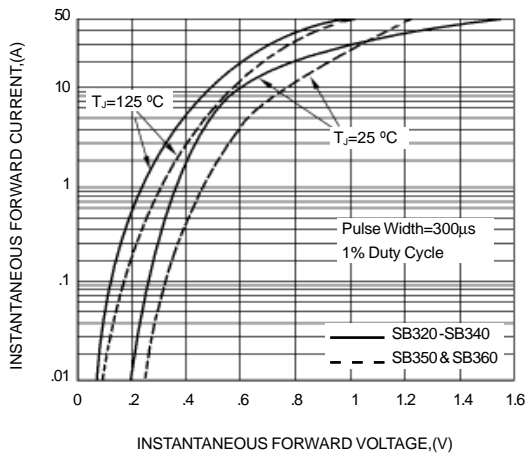


FIG. 4 - TYPICAL REVERSE CHARACTERISTICS

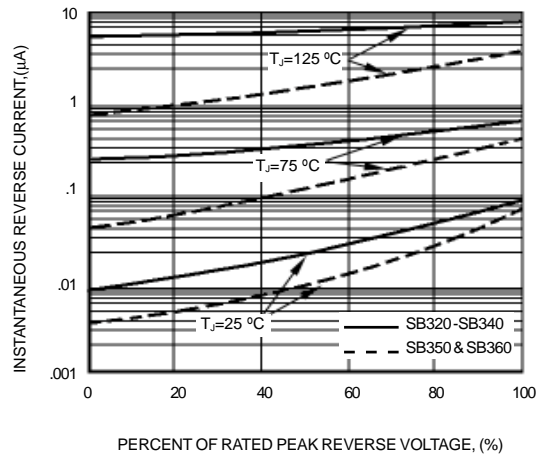


FIG. 5 - TYPICAL JUNCTION CAPACITANCE

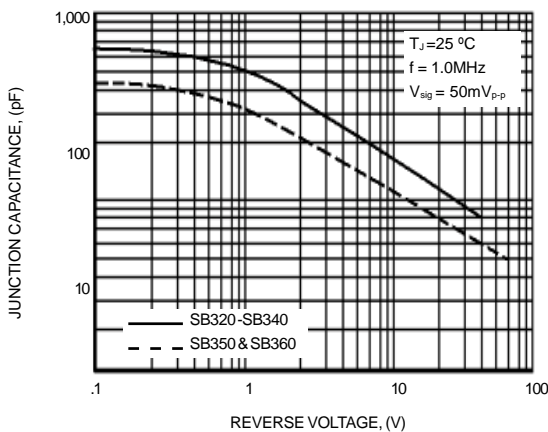


FIG. 6 - TYPICAL TRANSIENT THERMAL IMPEDANCE

