

Quadrature Hybrid 100 - 200 MHz

JH-/JHS-121

V2.00

Features

- Octave Bandwidth
- Low VSWR – 1.2:1

Guaranteed Specifications* (From -55°C to +85°C)

Frequency Range	100-200 MHz
Insertion Loss (Less coupling)	0.75 dB Max**
Isolation	20 dB Min
Amplitude Balance	1.0 dB Max
VSWR	1.3:1 Max
Deviation from Quadrature	3° Max

Operating Characteristics

Impedance	50 Ohms Nominal
Input Power	4 Watts Max @ 25°C Derated to 1 Watt @ 85°C

Environmental

MIL-STD-202 screening available.

Pin Configuration

FP-2	A; P1, B; P4, C; P8, D; P5 All other pins are ground.
SF-1	A; P1, B; P2, C; P4, D; P3 All other pins are ground.

*All specifications apply with 50 ohm source and load impedance.
**Average of coupled outputs less 3 dB.
This product contains elements protected by United States Patent Number 3,484,724.

Phasing Diagram

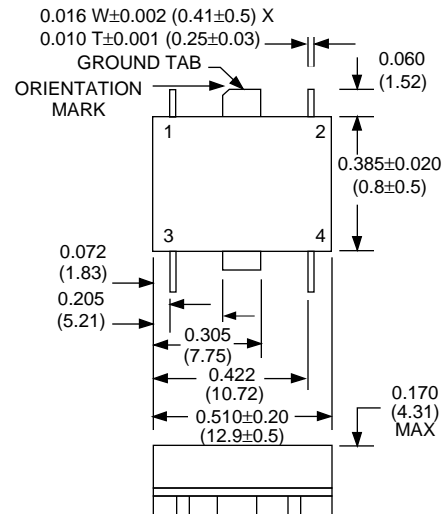
IN \ OUT	A	B	C	D
A	X	ISO.	0°	-90°
B	ISO.	X	-90°	0°
C	0°	-90°	X	ISO.
D	-90°	0°	ISO.	X

Ordering Information

Model No.	Package
JH-121 PIN	Flatpack
JHS-121 PIN	Surface Mount

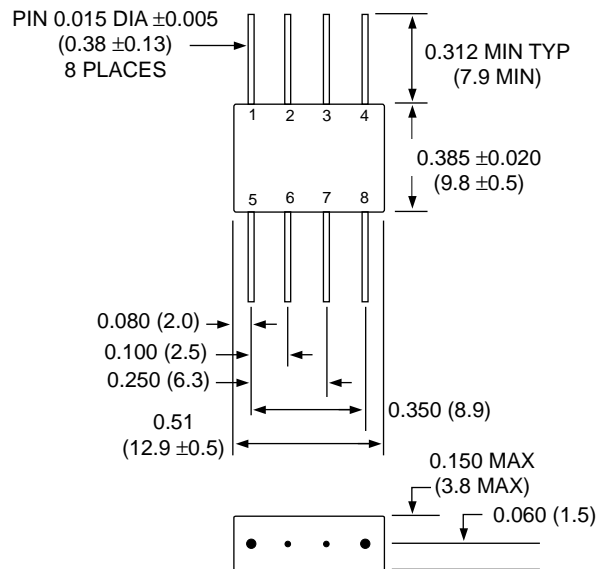
Specifications Subject to Change Without Notice.

SF-1



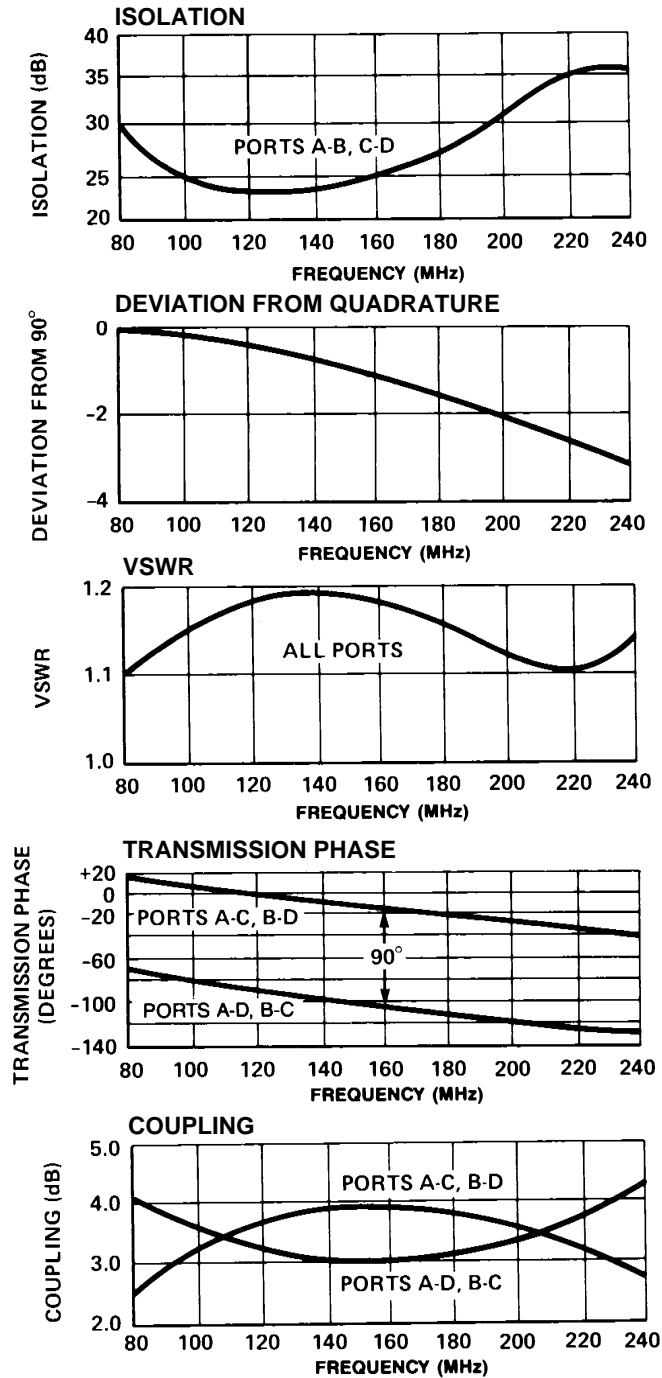
Dimensions in () are in mm.
Unless Otherwise Noted: .xxx = ±0.010 (.xx = ±0.25)
WEIGHT (APPROX): 0.07 OUNCES 2 GRAMS

FP-2



Dimensions in () are in mm.
Unless Otherwise Noted: .xxx = ±0.010 (.xx = ±0.25)
.xx = ±0.02 (.x = ±0.5)
WEIGHT (APPROX): 0.09 OUNCES 2.5 GRAMS

Typical Performance



Specifications Subject to Change Without Notice.