

# SPDT RF Switch 200 - 2000 MHz

## SW-132

V2.00

### Features

- Low Loss – 0.5 dB Typical
- High Isolation – 50 dB Typical
- Integral TTL Driver
- Hermetic Package

### Guaranteed Specifications\* (From –55°C to +85°C)

Frequency Range	200-2000 MHz	
<b>Insertion Loss</b>	200-2000 MHz	1.0 dB Max
	200-1000 MHz	0.8 dB Max
<b>VSWR</b>	200-2000 MHz	1.65:1 Max
	500-1500 MHz	1.35:1 Max
<b>Isolation</b>	200-2000 MHz	35 dB Min
	200-1000 MHz	40 dB Min
	200-500 MHz	50 dB Min

### Operating Characteristics

<b>Impedance</b>	50 Ohms Nominal
<b>Switching Characteristics</b>	
t <sub>ON</sub>	2.0 μS Typ
t <sub>OFF</sub>	1.0 μS Typ
Transients (In-Band)	40 mV Typ
<b>Input Power for 1 dB Compression</b>	+13 dBm Typ
<b>Intermodulation Intercept Point (for two-tone input power up to +5 dBm)</b>	
Second Order	+60 dBm Typ
Third Order	+30 dBm Typ
<b>Bias Power</b>	+9 to +15 VDC @ 35 mA Max –5 VDC ± 5% @ 35 mA Max (500 mW Typical)

### Environmental

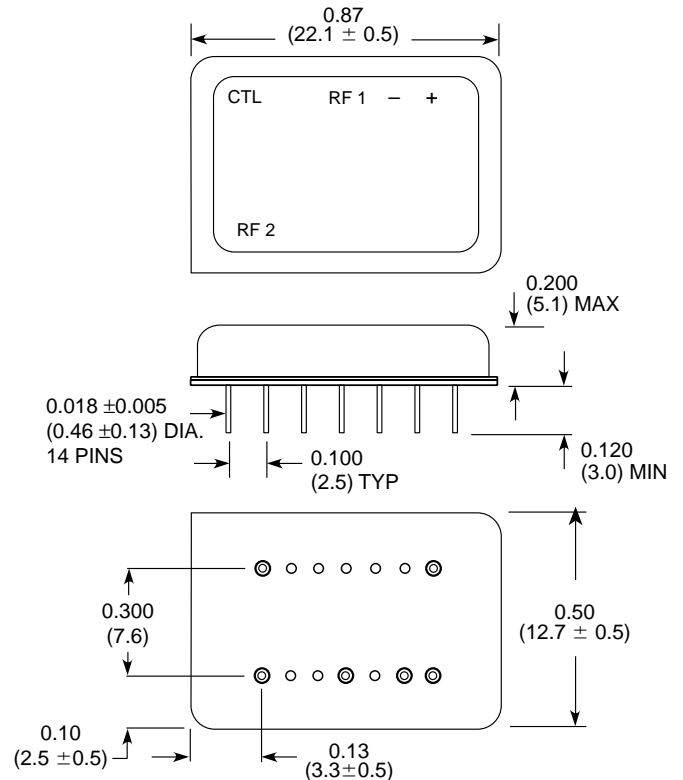
MIL-STD-883 screening available.

+All specifications apply when operated with bias voltages of +12 VDC and -5 VDC (±5%) and 50 ohm impedance at all RF ports.

### Ordering Information

Model No.	Package
SW-132 PIN	Dual Inline

### DI-1



Dimensions in ( ) are in mm.  
Unless Otherwise Noted: .xxx = ±0.010 (.xx = ±0.25)  
.xx = ±0.02 (.x = ±0.5)

WEIGHT (APPROX.): 0.14 OUNCES 4 GRAMS

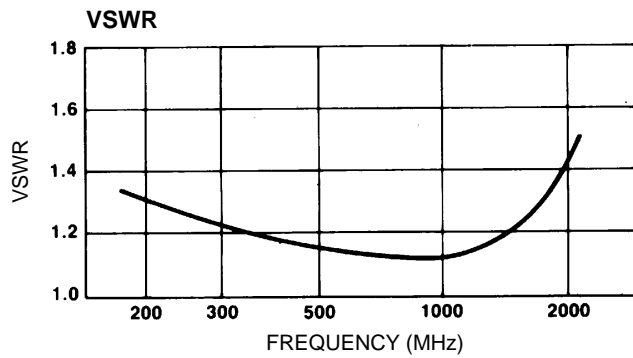
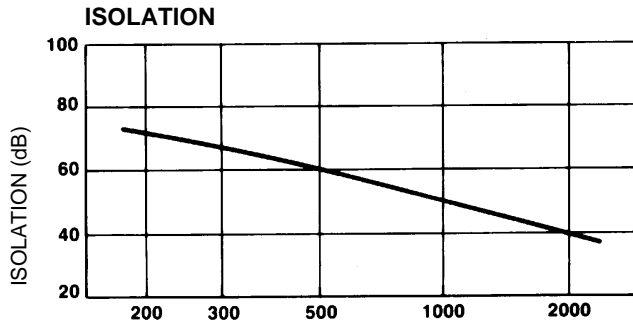
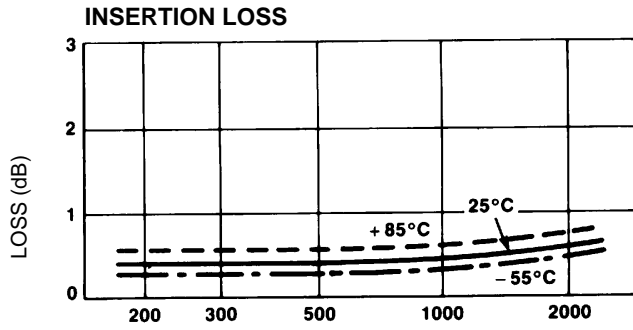
Specifications Subject to Change Without Notice.

M/A-COM, Inc.

North America: Tel. (800) 366-2266 ■ Asia/Pacific: Tel. +81 (03) 3226-1671 ■ Europe: Tel. +44 (1344) 869 595  
Fax (800) 618-8883 Fax +81 (03) 3226-1451 Fax +44 (1344) 300 020

Typical Performance

Truth Table



TTL CONTROL INPUT "1" = TTL LOGIC HIGH	CONDITION OF SWITCH	
	RF COMMON TO EACH RF PORT	
	RF1	RF2
0	ON	OFF
1	OFF	ON

Specifications Subject to Change Without Notice.