



Micro Commercial Components
 21201 Itasca Street Chatsworth
 CA 91311
 Phone: (818) 701-4933
 Fax: (818) 701-4939

MBR3520 THRU MBR35100

Features

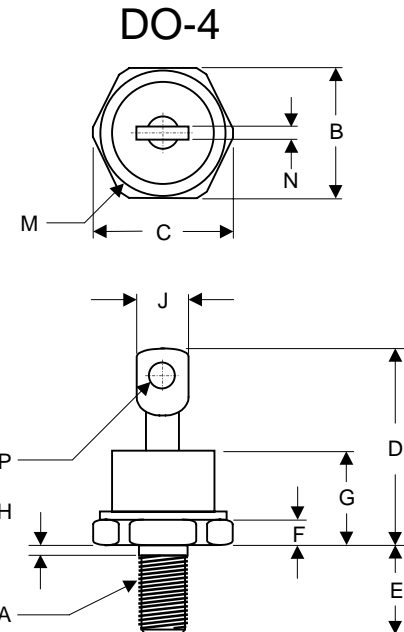
- Metal of siliconrectifier, majonty carrier conducton
- Guard ring for transient protection
- Low power loss high efficiency
- High surge capacity, High current capability

35 Amp Schottky Barrier Rectifier 20 to 100 Volts

Maximum Ratings

- Operating Temperature: -55°C to +175°C
- Storage Temperature: -55°C to +175°C

MCC Part Number	Maximum Recurrent Peak Reverse Voltage	Maximum RMS Voltage	Maximum DC Blocking Voltage
MBR3520	20V	14V	20V
MBR3530	30V	21V	30V
MBR3535	35V	24.5V	35V
MBR3540	40V	28V	40V
MBR3545	45V	31.5V	45V
MBR3560	60V	42V	60V
MBR3580	80V	56V	80V
MBR35100	100V	70V	100V



Electrical Characteristics @ 25°C Unless Otherwise Specified

Average Forward Current	$I_{F(AV)}$	35 A	$T_A = 110^\circ\text{C}$
Peak Forward Surge Current	I_{FSM}	600A	8.3ms, half sine
Maximum Instantaneous Forward Voltage	V_F	.68 V .75 V .84 V	$I_{FM} = 35.0A;$ $T_A = 25^\circ\text{C}$
Maximum DC Reverse Current At Rated DC Blocking Voltage	I_R	1.5mA	$T_A = 25^\circ\text{C}$

DIM	INCH ES		MM		NOTE
	MIN	MAX	MIN	MAX	
A	10-32 UNF3A Threads		Standard	Polarity	
B	.424	.437	10.77	11.10	
C	----	.505	----	12.82	
D	.600	.800	15.24	20.32	
E	.422	.453	10.72	11.50	
F	.075	.175	1.91	4.44	
G	----	.405	----	10.29	
H	.163	.189	4.15	4.80	
J	----	.310	----	7.87	
M	----	.350	----	8.89	∅
N	.020	.065	0.51	1.65	
P	.060	.100	1.53	2.54	∅

*Pulse Test: Pulse Width 300µsec, Duty Cycle 1%

MBR3520 thru MBR35100

Figure 1
Typical Forward Characteristics

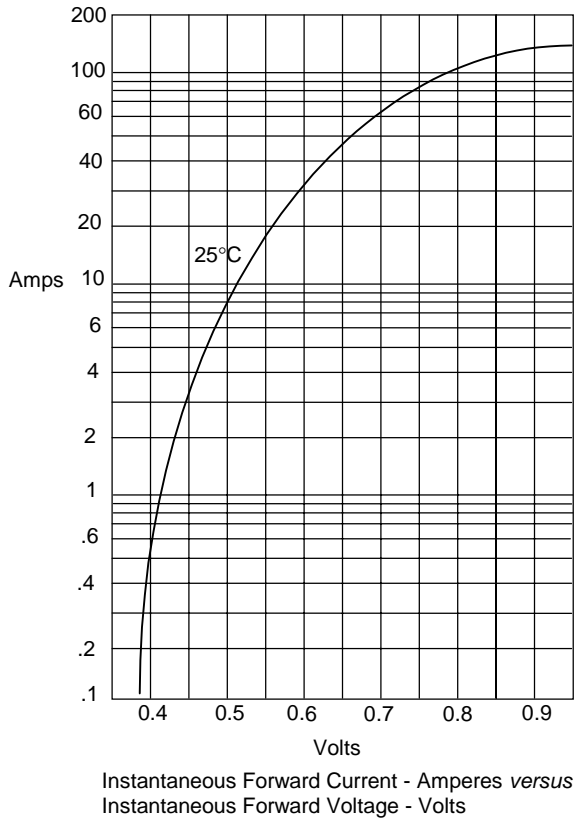


Figure 3
Peak Forward Surge Current

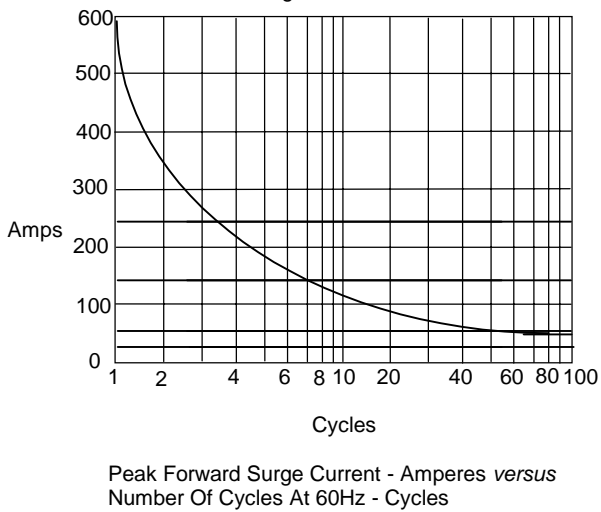


Figure 2
Forward Derating Curve

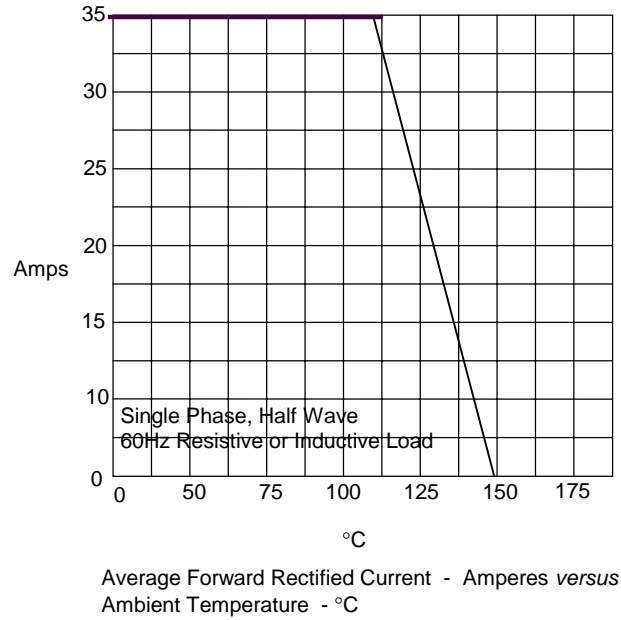


Figure 4
Typical Reverse Characteristics

