

Preliminary  
Spec.

# MH32S72VJA-6

2,415,919,104-BIT ( 33,554,432-WORD BY 72-BIT ) Synchronous DYNAMIC RAM

**PRELIMINARY**

Some of contents are subject to change without notice.

**DESCRIPTION**

The MH32S72VJA is 33554432 - word x 72-bit Synchronous DRAM module. This consist of eighteen industry standard 32M x 4 Synchronous DRAMs in TSOP.

The TSOP on a card edge dual in-line package provides any application where high densities and large of quantities memory are required.

This is a socket-type memory module ,suitable for easy interchange or addition of module.

**FEATURES**

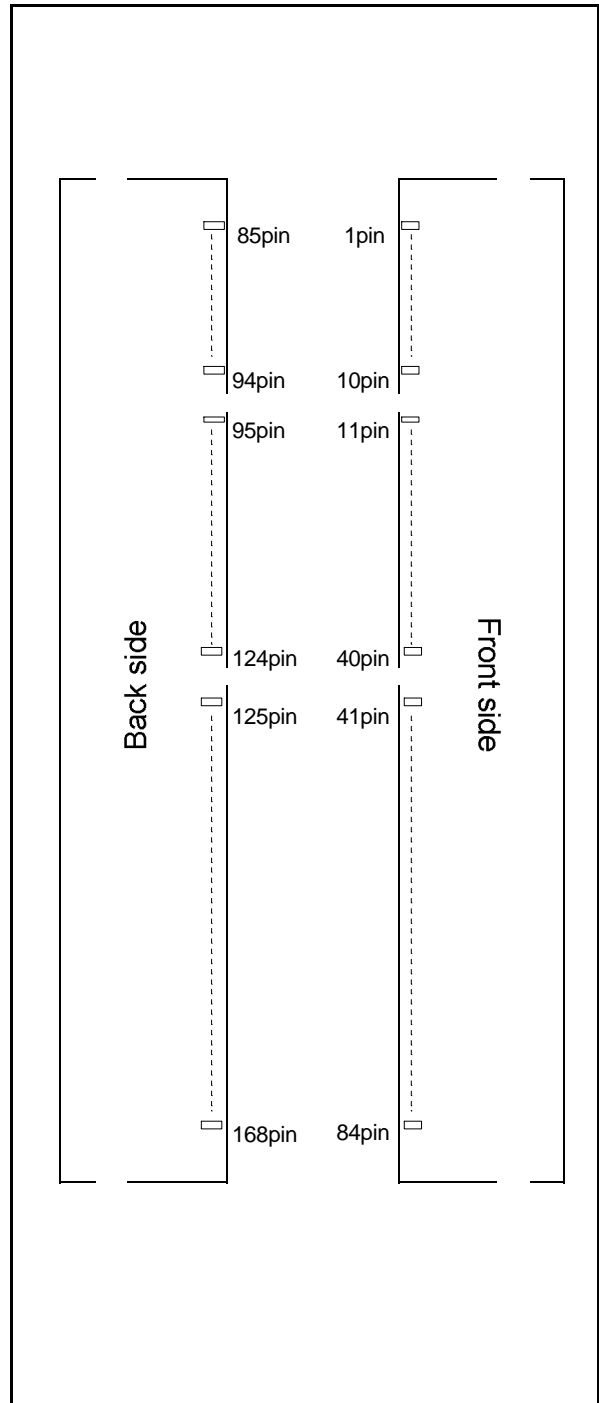
| Type name    | Max. Frequency | Access Time from CLK [component level] |
|--------------|----------------|--|
| MH32S72VJA-6 | 133MHz         | 5.4ns<br>(CL = 4 at Latch mode)        |

- Utilizes industry standard 32M X 4 Synchronous DRAMs in TSOP package , industry standard Resistered buffer in TSSOP package,industry standard PLL in TSSOP package
- Single 3.3V +/- 0.3V supply
- Max.Clock frequency 133MHz
- Fully synchronous operation referenced to clock rising edge
- 4-bank operation controlled by BA0,BA1(Bank Address)
- /CAS latency -2/3(programmable,at buffer mode)
- LVTTTL Interface
- Burst length 1/2/4/8/Full Page(programmable)
- Burst type- Sequential and interleave burst (programmable)
- Random column access
- Burst Write / Single Write(programmable)
- Auto precharge / All bank precharge controlled by A10
- Auto refresh and Self refresh
- 4096 refresh cycles every 64ms

Discrete IC and module design conform to PC133 specification.

**APPLICATION**

Main memory or graphic memory in computer systems



Preliminary  
Spec.**MH32S72VJA-6**

2,415,919,104-BIT ( 33,554,432-WORD BY 72-BIT ) Synchronous DYNAMIC RAM

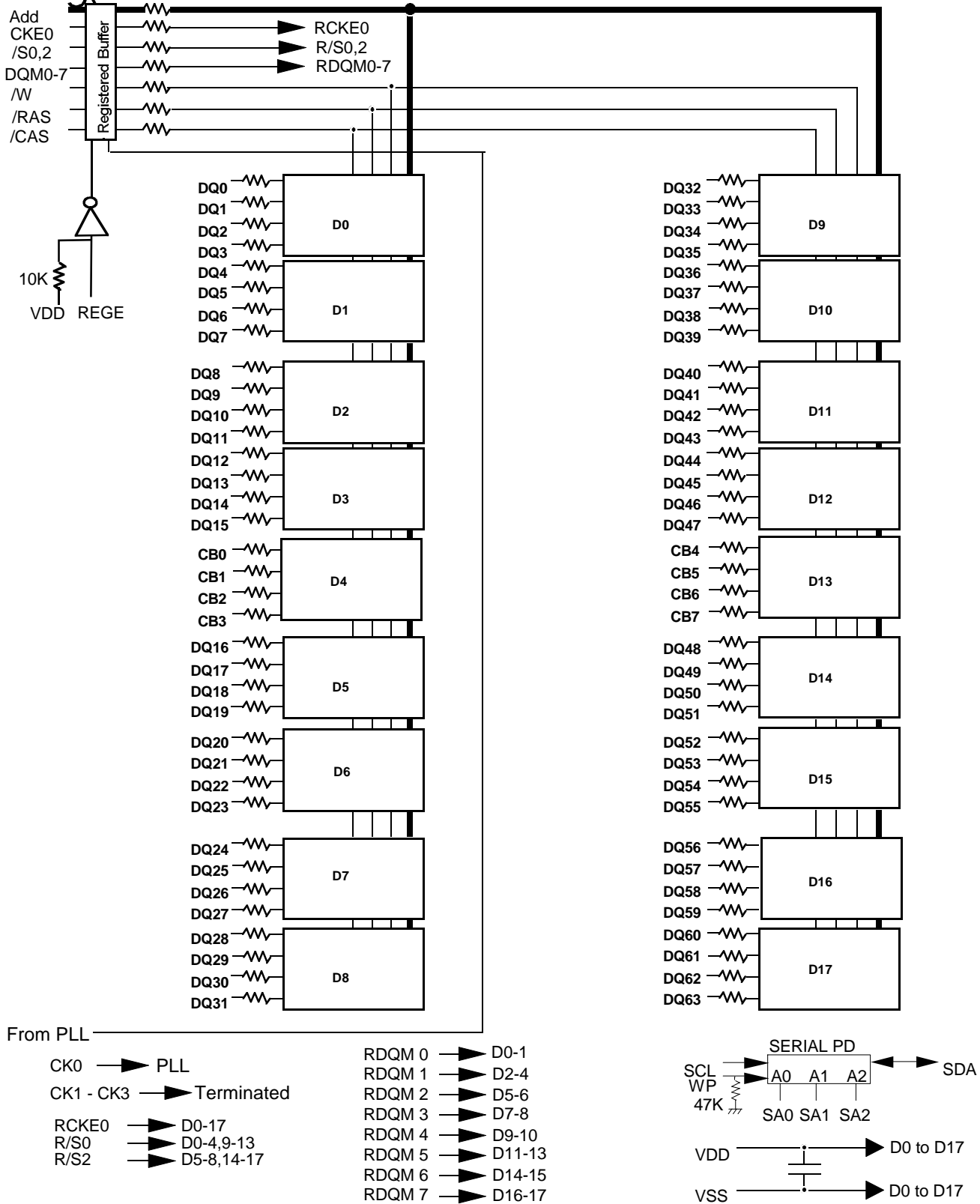
| PIN NO. | PIN NAME | PIN NO. | PIN NAME | PIN NO. | PIN NAME | PIN NO. | PIN NAME |
|---------|----------|---------|----------|---------|----------|---------|----------|
| 1       | VSS      | 43      | VSS      | 85      | VSS      | 127     | VSS      |
| 2       | DQ0      | 44      | NC       | 86      | DQ32     | 128     | CKE0     |
| 3       | DQ1      | 45      | /S2      | 87      | DQ33     | 129     | NC       |
| 4       | DQ2      | 46      | DQMB2    | 88      | DQ34     | 130     | DQMB6    |
| 5       | DQ3      | 47      | DQMB3    | 89      | DQ35     | 131     | DQMB7    |
| 6       | VDD      | 48      | NC       | 90      | VDD      | 132     | NC       |
| 7       | DQ4      | 49      | VDD      | 91      | DQ36     | 133     | VDD      |
| 8       | DQ5      | 50      | NC       | 92      | DQ37     | 134     | NC       |
| 9       | DQ6      | 51      | NC       | 93      | DQ38     | 135     | NC       |
| 10      | DQ7      | 52      | CB2      | 94      | DQ39     | 136     | CB6      |
| 11      | DQ8      | 53      | CB3      | 95      | DQ40     | 137     | CB7      |
| 12      | VSS      | 54      | VSS      | 96      | VSS      | 138     | VSS      |
| 13      | DQ9      | 55      | DQ16     | 97      | DQ41     | 139     | DQ48     |
| 14      | DQ10     | 56      | DQ17     | 98      | DQ42     | 140     | DQ49     |
| 15      | DQ11     | 57      | DQ18     | 99      | DQ43     | 141     | DQ50     |
| 16      | DQ12     | 58      | DQ19     | 100     | DQ44     | 142     | DQ51     |
| 17      | DQ13     | 59      | VDD      | 101     | DQ45     | 143     | VDD      |
| 18      | VDD      | 60      | DQ20     | 102     | VDD      | 144     | DQ52     |
| 19      | DQ14     | 61      | NC       | 103     | DQ46     | 145     | NC       |
| 20      | DQ15     | 62      | NC       | 104     | DQ47     | 146     | NC       |
| 21      | CB0      | 63      | CKE1     | 105     | CB4      | 147     | REGF     |
| 22      | CB1      | 64      | VSS      | 106     | CB5      | 148     | VSS      |
| 23      | VSS      | 65      | DQ21     | 107     | VSS      | 149     | DQ53     |
| 24      | NC       | 66      | DQ22     | 108     | NC       | 150     | DQ54     |
| 25      | NC       | 67      | DQ23     | 109     | NC       | 151     | DQ55     |
| 26      | VDD      | 68      | VSS      | 110     | VDD      | 152     | VSS      |
| 27      | /WE      | 69      | DQ24     | 111     | /CAS     | 153     | DQ56     |
| 28      | DQMB0    | 70      | DQ25     | 112     | DQMB4    | 154     | DQ57     |
| 29      | DQMB1    | 71      | DQ26     | 113     | DQMB5    | 155     | DQ58     |
| 30      | /S0      | 72      | DQ27     | 114     | NC       | 156     | DQ59     |
| 31      | NC       | 73      | VDD      | 115     | /RAS     | 157     | VDD      |
| 32      | VSS      | 74      | DQ28     | 116     | VSS      | 158     | DQ60     |
| 33      | A0       | 75      | DQ29     | 117     | A1       | 159     | DQ61     |
| 34      | A2       | 76      | DQ30     | 118     | A3       | 160     | DQ62     |
| 35      | A4       | 77      | DQ31     | 119     | A5       | 161     | DQ63     |
| 36      | A6       | 78      | VSS      | 120     | A7       | 162     | VSS      |
| 37      | A8       | 79      | CK2      | 121     | A9       | 163     | CK3      |
| 38      | A10      | 80      | NC       | 122     | BA0      | 164     | NC       |
| 39      | BA1      | 81      | WP       | 123     | A11      | 165     | SA0      |
| 40      | VDD      | 82      | SDA      | 124     | VDD      | 166     | SA1      |
| 41      | VDD      | 83      | SCL      | 125     | CK1      | 167     | SA2      |
| 42      | CK0      | 84      | VDD      | 126     | NC       | 168     | VDD      |

NC = No Connection

# MH32S72VJA-6

2,415,919,104-BIT ( 33,554,432-WORD BY 72-BIT ) Synchronous DYNAMIC RAM

Preliminary Spec.



Preliminary  
Spec.**MH32S72VJA-6**

2,415,919,104-BIT ( 33,554,432-WORD BY 72-BIT ) Synchronous DYNAMIC RAM

**PIN FUNCTION**

|                 |              |  |
|-----------------|--------------|--|
| CK0             | Input        | Master Clock:All other inputs are referenced to the rising edge of CK  |
| CKE0            | Input        | Clock Enable:CKE controls internal clock.When CKE is low,internal clock for the following cycle is ceased. CKE is also used to select auto / self refresh. After self refresh mode is started, CKE E becomes asynchronous input.Self refresh is maintained as long as CKE is low.  |
| /S0,2           | Input        | Chip Select: When /S is high,any command means No Operation.   |
| /RAS,/CAS,/W    | Input        | Combination of /RAS,/CAS,/W defines basic commands.  |
| A0-11           | Input        | A0-11 specify the Row/Column Address in conjunction with BA.The Row Address is specified by A0-11.The Column Address is specified by A0-10.A10 is also used to indicate precharge option.When A10 is high at a read / write command, an auto precharge is performed. When A10 is high at a precharge command, both banks are precharged. |
| BA0-1           | Input        | Bank Address:BA0,1 is specifies the four bank to which a command is applied.BA must be set with ACT ,PRE ,READ ,WRITE commands   |
| DQ0-63<br>CB0-7 | Input/Output | Data In and Data out are referenced to the rising edge of CK   |
| DQM0-7          | Input        | Din Mask/Output Disable:When DQMB is high in burst write.Din for the current cycle is masked.When DQMB is high in burst read,Dout is disabled at the next but one cycle.   |
| Vdd,Vss         | Power Supply | Power Supply for the memory mounted module.  |
| REGE            | Input        | Register enable:When REGE is low,All control signals and address are buffered. (Buffer mode) When REGE is high,All control and address are latched. (Latch mode)   |

Preliminary  
Spec.**MH32S72VJA-6**

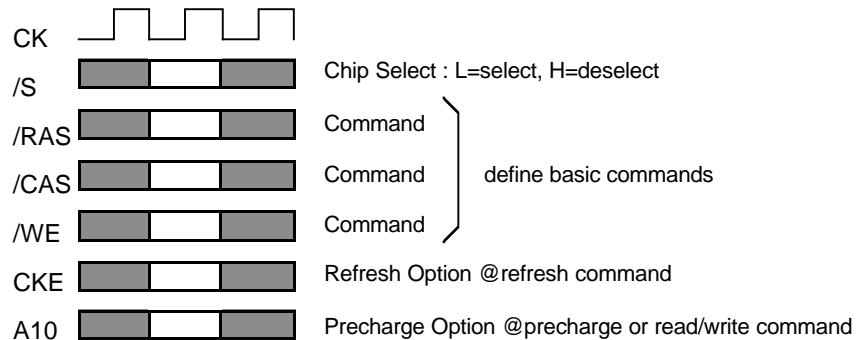
2,415,919,104-BIT ( 33,554,432-WORD BY 72-BIT ) Synchronous DYNAMIC RAM

**BASIC FUNCTIONS**

The MH32S72VJA provides basic functions, bank(row) activate, burst read / write, bank(row) precharge, and auto / self refresh.

Each command is defined by control signals of /RAS, /CAS and /WE at CK rising edge. In addition to 3 signals, /S, CKE and A10 are used as chip select, refresh option, and precharge option, respectively.

To know the detailed definition of commands please see the command truth table.

**Activate(ACT) [/RAS =L, /CAS = /WE =H]**

ACT command activates a row in an idle bank indicated by BA.

**Read(READ) [/RAS =H, /CAS =L, /WE =H]**

READ command starts burst read from the active bank indicated by BA. First output data appears after /CAS latency. When A10 =H at this command, the bank is deactivated after the burst read(auto-precharge, **READA**).

**Write(WRITE) [/RAS =H, /CAS = /WE =L]**

WRITE command starts burst write to the active bank indicated by BA. Total data length to be written is set by burst length. When A10 =H at this command, the bank is deactivated after the burst write(auto-precharge, **WRITEA**).

**Precharge(PRE) [/RAS =L, /CAS =H, /WE =L]**

PRE command deactivates the active bank indicated by BA. This command also terminates burst read / write operation. When A10 =H at this command, both banks are deactivated(precharge all, **PREA**).

**Auto-Refresh(REFA) [/RAS =/CAS =L, /WE =CKE =H]**

REFA command starts auto-refresh cycle. Refresh address including bank address are generated internally. After this command, the banks are precharged automatically.

Preliminary  
Spec.

# MH32S72VJA-6

2,415,919,104-BIT ( 33,554,432-WORD BY 72-BIT ) Synchronous DYNAMIC RAM

## COMMAND TRUTH TABLE

| COMMAND  | MNEMONIC | CKE <sub>n-1</sub> | CKE <sub>n</sub> | /S | /RAS | /CAS | /WE | BA0,1 | A11 | A10 | A0-9 |
|--|----------|--------------------|------------------|----|------|------|-----|-------|-----|-----|------|
| Deselect   | DESEL    | H                  | X                | H  | X    | X    | X   | X     | X   | X   | X    |
| No Operation                                     | NOP      | H                  | X                | L  | H    | H    | H   | X     | X   | X   | X    |
| Row Adress Entry & Bank Activate                 | ACT      | H                  | X                | L  | L    | H    | H   | V     | V   | V   | V    |
| Single Bank Precharge                            | PRE      | H                  | X                | L  | L    | H    | L   | V     | X   | L   | X    |
| Precharge All Bank                               | PREA     | H                  | X                | L  | L    | H    | L   | X     | X   | H   | X    |
| Column Address Entry & Write                     | WRITE    | H                  | X                | L  | H    | L    | L   | V     | X   | L   | V    |
| Column Address Entry & Write with Auto-Precharge | WRITEA   | H                  | X                | L  | H    | L    | L   | V     | X   | H   | V    |
| Column Address Entry & Read                      | READ     | H                  | X                | L  | H    | L    | H   | V     | X   | L   | V    |
| Column Address Entry & Read with Auto Precharge  | READA    | H                  | X                | L  | H    | L    | H   | V     | X   | H   | V    |
| Auto-Refresh                                     | REFA     | H                  | H                | L  | L    | L    | H   | X     | X   | X   | X    |
| Self-Refresh Entry                               | REFS     | H                  | L                | L  | L    | L    | H   | X     | X   | X   | X    |
| Self-Refresh Exit                                | REFSX    | L                  | H                | H  | X    | X    | X   | X     | X   | X   | X    |
|  |          | L                  | H                | L  | H    | H    | H   | X     | X   | X   | X    |
| Burst Terminate                                  | TBST     | H                  | X                | L  | H    | H    | L   | X     | X   | X   | X    |
| Mode Register Set                                | MRS      | H                  | X                | L  | L    | L    | L   | L     | L   | L   | V*1  |

H =High Level, L = Low Level, V = Valid, X = Don't Care, n = CK cycle number

**NOTE:**

1.A7-9 = 0, A0-6 = Mode Address

Preliminary  
Spec.

MITSUBISHI LSIs

# MH32S72VJA-6

2,415,919,104-BIT ( 33,554,432-WORD BY 72-BIT ) Synchronous DYNAMIC RAM

## FUNCTION TRUTH TABLE

| Current State | /S | /RAS | /CAS | /WE | Address              | Command          | Action  |
|---------------|----|------|------|-----|----------------------|------------------|---|
| IDLE          | H  | X    | X    | X   | X                    | DESEL            | NOP   |
|               | L  | H    | H    | H   | X                    | NOP              | NOP   |
|               | L  | H    | H    | L   | BA                   | TBST             | ILLEGAL*2   |
|               | L  | H    | L    | X   | BA,CA,A10            | READ/WRITE       | ILLEGAL*2   |
|               | L  | L    | H    | H   | BA,RA                | ACT              | Bank Active,Latch RA  |
|               | L  | L    | H    | L   | BA,A10               | PRE/PREA         | NOP*4   |
|               | L  | L    | L    | H   | X                    | REFA             | Auto-Refresh*5  |
|               | L  | L    | L    | L   | Op-Code,<br>Mode-Add | MRS              | Mode Register Set*5   |
| ROW ACTIVE    | H  | X    | X    | X   | X                    | DESEL            | NOP   |
|               | L  | H    | H    | H   | X                    | NOP              | NOP   |
|               | L  | H    | H    | L   | BA                   | TBST             | NOP   |
|               | L  | H    | L    | H   | BA,CA,A10            | READ/READA       | Begin Read,Latch CA,<br>Determine Auto-Precharge                          |
|               | L  | H    | L    | L   | BA,CA,A10            | WRITE/<br>WRITEA | Begin Write,Latch CA,<br>Determine Auto-Precharge                         |
|               | L  | L    | H    | H   | BA,RA                | ACT              | Bank Active/ILLEGAL*2   |
|               | L  | L    | H    | L   | BA,A10               | PRE/PREA         | Precharge/Precharge All   |
|               | L  | L    | L    | H   | X                    | REFA             | ILLEGAL   |
|               | L  | L    | L    | L   | Op-Code,<br>Mode-Add | MRS              | ILLEGAL   |
| READ          | H  | X    | X    | X   | X                    | DESEL            | NOP(Continue Burst to END)  |
|               | L  | H    | H    | H   | X                    | NOP              | NOP(Continue Burst to END)  |
|               | L  | H    | H    | L   | BA                   | TBST             | Terminate Burst   |
|               | L  | H    | L    | H   | BA,CA,A10            | READ/READA       | Terminate Burst,Latch CA,<br>Begin New Read,Determine<br>Auto-Precharge*3 |
|               | L  | H    | L    | L   | BA,CA,A10            | WRITE/WRITEA     | Terminate Burst,Latch CA,<br>Begin Write,Determine Auto-<br>Precharge*3   |
|               | L  | L    | H    | H   | BA,RA                | ACT              | Bank Active/ILLEGAL*2   |
|               | L  | L    | H    | L   | BA,A10               | PRE/PREA         | Terminate Burst,Precharge   |
|               | L  | L    | L    | H   | X                    | REFA             | ILLEGAL   |
|               | L  | L    | L    | L   | Op-Code,<br>Mode-Add | MRS              | ILLEGAL   |

Preliminary  
Spec.

MITSUBISHI LSIs

# MH32S72VJA-6

2,415,919,104-BIT ( 33,554,432-WORD BY 72-BIT ) Synchronous DYNAMIC RAM

## FUNCTION TRUTH TABLE(continued)

| Current State                   | /S | /RAS | /CAS | /WE | Address              | Command          | Action  |
|---------------------------------|----|------|------|-----|----------------------|------------------|---|
| WRITE                           | H  | X    | X    | X   | X                    | DESEL            | NOP(Continue Burst to END)  |
|                                 | L  | H    | H    | H   | X                    | NOP              | NOP(Continue Burst to END)  |
|                                 | L  | H    | H    | L   | BA                   | TBST             | Terminate Burst   |
|                                 | L  | H    | L    | H   | BA,CA,A10            | READ/READA       | Terminate Burst,Latch CA,<br>Begin Read,Determine Auto-Precharge*3  |
|                                 | L  | H    | L    | L   | BA,CA,A10            | WRITE/<br>WRITEA | Terminate Burst,Latch CA,<br>Begin Write,Determine Auto-Precharge*3 |
|                                 | L  | L    | H    | H   | BA,RA                | ACT              | Bank Active/ILLEGAL*2   |
|                                 | L  | L    | H    | L   | BA,A10               | PRE/PREA         | Terminate Burst,Precharge   |
|                                 | L  | L    | L    | H   | X                    | REFA             | ILLEGAL   |
|                                 | L  | L    | L    | L   | Op-Code,<br>Mode-Add | MRS              | ILLEGAL   |
| READ with<br>AUTO<br>PRECHARGE  | H  | X    | X    | X   | X                    | DESEL            | NOP(Continue Burst to END)  |
|                                 | L  | H    | H    | H   | X                    | NOP              | NOP(Continue Burst to END)  |
|                                 | L  | H    | H    | L   | BA                   | TBST             | ILLEGAL   |
|                                 | L  | H    | L    | H   | BA,CA,A10            | READ/READA       | ILLEGAL   |
|                                 | L  | H    | L    | L   | BA,CA,A10            | WRITE/<br>WRITEA | ILLEGAL   |
|                                 | L  | L    | H    | H   | BA,RA                | ACT              | Bank Active/ILLEGAL*2   |
|                                 | L  | L    | H    | L   | BA,A10               | PRE/PREA         | ILLEGAL*2   |
|                                 | L  | L    | L    | H   | X                    | REFA             | ILLEGAL   |
|                                 | L  | L    | L    | L   | Op-Code,<br>Mode-Add | MRS              | ILLEGAL   |
| WRITE with<br>AUTO<br>PRECHARGE | H  | X    | X    | X   | X                    | DESEL            | NOP(Continue Burst to END)  |
|                                 | L  | H    | H    | H   | X                    | NOP              | NOP(Continue Burst to END)  |
|                                 | L  | H    | H    | L   | BA                   | TBST             | ILLEGAL   |
|                                 | L  | H    | L    | H   | BA,CA,A10            | READ/READA       | ILLEGAL   |
|                                 | L  | H    | L    | L   | BA,CA,A10            | WRITE/<br>WRITEA | ILLEGAL   |
|                                 | L  | L    | H    | H   | BA,RA                | ACT              | Bank Active/ILLEGAL*2   |
|                                 | L  | L    | H    | L   | BA,A10               | PRE/PREA         | ILLEGAL*2   |
|                                 | L  | L    | L    | H   | X                    | REFA             | ILLEGAL   |
|                                 | L  | L    | L    | L   | Op-Code,<br>Mode-Add | MRS              | ILLEGAL   |



Preliminary  
Spec.

MITSUBISHI LSIs

## MH32S72VJA-6

2,415,919,104-BIT ( 33,554,432-WORD BY 72-BIT ) Synchronous DYNAMIC RAM

### FUNCTION TRUTH TABLE(continued)

| Current State         | /S | /RAS | /CAS | /WE | Address              | Command    | Action                     |
|-----------------------|----|------|------|-----|----------------------|------------|----------------------------|
| PRE -<br>CHARGING     | H  | X    | X    | X   | X                    | DESEL      | NOP(Idle after tRP)        |
|                       | L  | H    | H    | H   | X                    | NOP        | NOP(Idle after tRP)        |
|                       | L  | H    | H    | L   | BA                   | TBST       | ILLEGAL*2                  |
|                       | L  | H    | L    | X   | BA,CA,A10            | READ/WRITE | ILLEGAL*2                  |
|                       | L  | L    | H    | H   | BA,RA                | ACT        | ILLEGAL*2                  |
|                       | L  | L    | H    | L   | BA,A10               | PRE/PREA   | NOP*4(Idle after tRP)      |
|                       | L  | L    | L    | H   | X                    | REFA       | ILLEGAL                    |
|                       | L  | L    | L    | L   | Op-Code,<br>Mode-Add | MRS        | ILLEGAL                    |
| ROW<br>ACTIVATING     | H  | X    | X    | X   | X                    | DESEL      | NOP(Row Active after tRCD) |
|                       | L  | H    | H    | H   | X                    | NOP        | NOP(Row Active after tRCD) |
|                       | L  | H    | H    | L   | BA                   | TBST       | ILLEGAL*2                  |
|                       | L  | H    | L    | X   | BA,CA,A10            | READ/WRITE | ILLEGAL*2                  |
|                       | L  | L    | H    | H   | BA,RA                | ACT        | ILLEGAL*2                  |
|                       | L  | L    | H    | L   | BA,A10               | PRE/PREA   | ILLEGAL*2                  |
|                       | L  | L    | L    | H   | X                    | REFA       | ILLEGAL                    |
|                       | L  | L    | L    | L   | Op-Code,<br>Mode-Add | MRS        | ILLEGAL                    |
| WRITE RE-<br>COVERING | H  | X    | X    | X   | X                    | DESEL      | NOP                        |
|                       | L  | H    | H    | H   | X                    | NOP        | NOP                        |
|                       | L  | H    | H    | L   | BA                   | TBST       | ILLEGAL*2                  |
|                       | L  | H    | L    | X   | BA,CA,A10            | READ/WRITE | ILLEGAL*2                  |
|                       | L  | L    | H    | H   | BA,RA                | ACT        | ILLEGAL*2                  |
|                       | L  | L    | H    | L   | BA,A10               | PRE/PREA   | ILLEGAL*2                  |
|                       | L  | L    | L    | H   | X                    | REFA       | ILLEGAL                    |
|                       | L  | L    | L    | L   | Op-Code,<br>Mode-Add | MRS        | ILLEGAL                    |

Preliminary  
Spec.

# MH32S72VJA-6

2,415,919,104-BIT ( 33,554,432-WORD BY 72-BIT ) Synchronous DYNAMIC RAM

## FUNCTION TRUTH TABLE(continued)

| Current State         | /S | /RAS | /CAS | /WE | Address           | Command    | Action               |
|-----------------------|----|------|------|-----|-------------------|------------|----------------------|
| RE-FRESHING           | H  | X    | X    | X   | X                 | DESEL      | NOP(Idle after tRC)  |
|                       | L  | H    | H    | H   | X                 | NOP        | NOP(Idle after tRC)  |
|                       | L  | H    | H    | L   | BA                | TBST       | ILLEGAL              |
|                       | L  | H    | L    | X   | BA,CA,A10         | READ/WRITE | ILLEGAL              |
|                       | L  | L    | H    | H   | BA,RA             | ACT        | ILLEGAL              |
|                       | L  | L    | H    | L   | BA,A10            | PRE/PREA   | ILLEGAL              |
|                       | L  | L    | L    | H   | X                 | REFA       | ILLEGAL              |
| MODE REGISTER SETTING | L  | L    | L    | L   | Op-Code, Mode-Add | MRS        | ILLEGAL              |
|                       | H  | X    | X    | X   | X                 | DESEL      | NOP(Idle after tRSC) |
|                       | L  | H    | H    | H   | X                 | NOP        | NOP(Idle after tRSC) |
|                       | L  | H    | H    | L   | BA                | TBST       | ILLEGAL              |
|                       | L  | H    | L    | X   | BA,CA,A10         | READ/WRITE | ILLEGAL              |
|                       | L  | L    | H    | H   | BA,RA             | ACT        | ILLEGAL              |
|                       | L  | L    | H    | L   | BA,A10            | PRE/PREA   | ILLEGAL              |
|                       | L  | L    | L    | H   | X                 | REFA       | ILLEGAL              |
|                       | L  | L    | L    | L   | Op-Code, Mode-Add | MRS        | ILLEGAL              |

### ABBREVIATIONS:

H = High Level, L = Low Level, X = Don't Care

BA = Bank Address, RA = Row Address, CA = Column Address, NOP = No Operation

### NOTES:

1. All entries assume that CKE was High during the preceding clock cycle and the current clock cycle.
2. ILLEGAL to bank in specified state; function may be legal in the bank indicated by BA, depending on the state of that bank.
3. Must satisfy bus contention, bus turn around, write recovery requirements.
4. NOP to bank precharging or in idle state. May precharge bank indicated by BA.
5. ILLEGAL if any bank is not idle.

ILLEGAL = Device operation and / or data-integrity are not guaranteed.

Preliminary  
Spec.

# MH32S72VJA-6

2,415,919,104-BIT ( 33,554,432-WORD BY 72-BIT ) Synchronous DYNAMIC RAM

## FUNCTION TRUTH TABLE FOR CKE

| Current State                     | CKE <sub>n-1</sub> | CKE <sub>n</sub> | /S | /RAS | /CAS | /WE | Add | Action                              |
|-----------------------------------|--------------------|------------------|----|------|------|-----|-----|-------------------------------------|
| SELF - REFRESH*1                  | H                  | X                | X  | X    | X    | X   | X   | INVALID                             |
|                                   | L                  | H                | H  | X    | X    | X   | X   | Exit Self-Refresh(Idle after tRC)   |
|                                   | L                  | H                | L  | H    | H    | H   | X   | Exit Self-Refresh(Idle after tRC)   |
|                                   | L                  | H                | L  | H    | H    | L   | X   | ILLEGAL                             |
|                                   | L                  | H                | L  | H    | L    | X   | X   | ILLEGAL                             |
|                                   | L                  | H                | L  | L    | X    | X   | X   | ILLEGAL                             |
|                                   | L                  | L                | X  | X    | X    | X   | X   | NOP(Maintain Self-Refresh)          |
| POWER DOWN                        | H                  | X                | X  | X    | X    | X   | X   | INVALID                             |
|                                   | L                  | H                | X  | X    | X    | X   | X   | Exit Power Down to Idle             |
|                                   | L                  | L                | X  | X    | X    | X   | X   | NOP(Maintain Self-Refresh)          |
| ALL BANKS IDLE*2                  | H                  | H                | X  | X    | X    | X   | X   | Refer to Function Truth Table       |
|                                   | H                  | L                | L  | L    | L    | H   | X   | Enter Self-Refresh                  |
|                                   | H                  | L                | H  | X    | X    | X   | X   | Enter Power Down                    |
|                                   | H                  | L                | L  | H    | H    | H   | X   | Enter Power Down                    |
|                                   | H                  | L                | L  | H    | H    | L   | X   | ILLEGAL                             |
|                                   | H                  | L                | L  | H    | L    | X   | X   | ILLEGAL                             |
|                                   | H                  | L                | L  | L    | X    | X   | X   | ILLEGAL                             |
|                                   | L                  | X                | X  | X    | X    | X   | X   | Refer to Current State = Power Down |
| ANY STATE other than listed above | H                  | H                | X  | X    | X    | X   | X   | Refer to Function Truth Table       |
|                                   | H                  | L                | X  | X    | X    | X   | X   | Begin CK0 Suspend at Next Cycle*3   |
|                                   | L                  | H                | X  | X    | X    | X   | X   | Exit CK0 Suspend at Next Cycle*3    |
|                                   | L                  | L                | X  | X    | X    | X   | X   | Maintain CK0 Suspend                |

### ABBREVIATIONS:

H = High Level, L = Low Level, X = Don't Care

### NOTES:

1. CKE Low to High transition will re-enable CK and other inputs **asynchronously**.  
A minimum setup time must be satisfied before any command other than EXIT.
2. Power-Down and Self-Refresh can be entered only from the All banks idle State.
3. Must be legal command.

Preliminary  
Spec.

# MH32S72VJA-6

2,415,919,104-BIT ( 33,554,432-WORD BY 72-BIT ) Synchronous DYNAMIC RAM

## POWER ON SEQUENCE

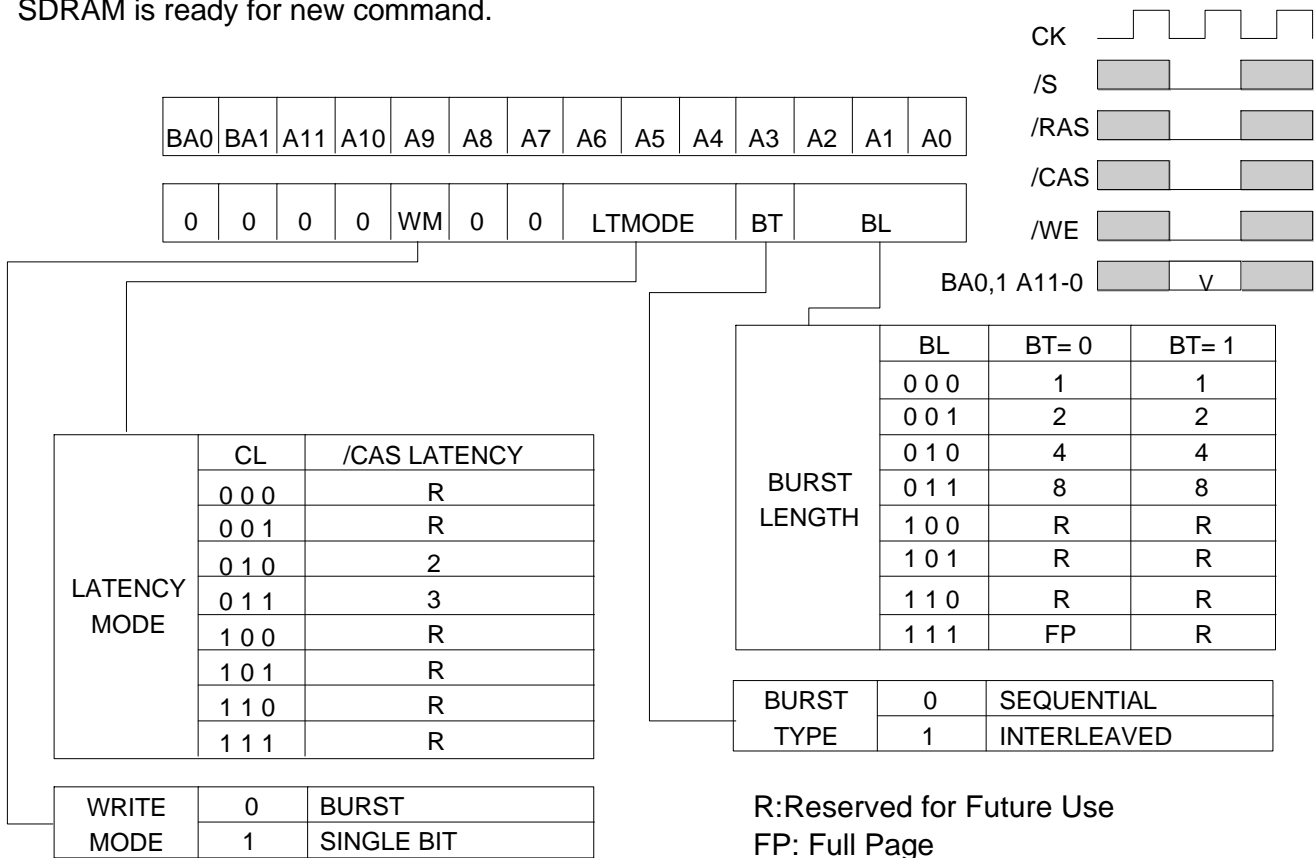
Before starting normal operation, the following power on sequence is necessary to prevent a SDRAM from damaged or malfunctioning.

1. Clock will be applied at power up along with power. Attempt to maintain CKE high, DQMB high and NOP condition at the inputs along with power.
2. Maintain stable power, stable clock, and NOP input conditions for a minimum of 200µs.
3. Issue precharge commands for all banks. (PRE or PREA)
4. After all banks become idle state (after tRP), issue 8 or more auto-refresh commands.
5. Issue a mode register set command to initialize the mode register.

After these sequence, the SDRAM is idle state and ready for normal operation.

## MODE REGISTER

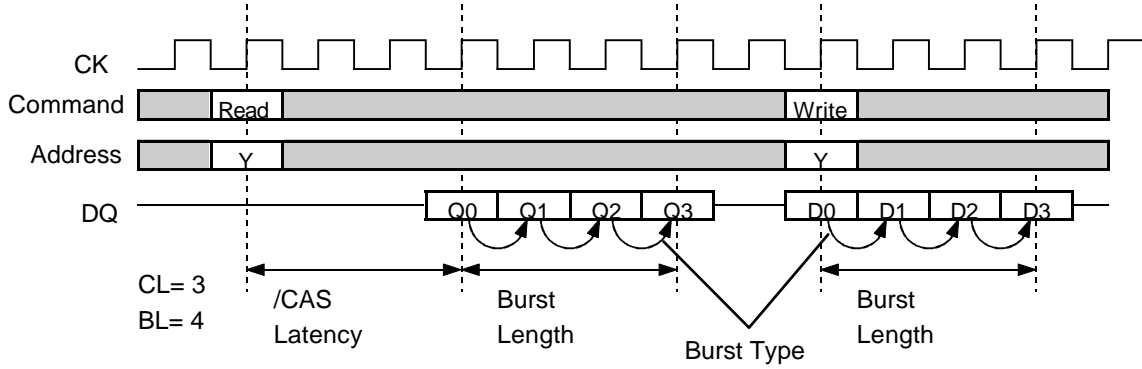
Burst Length, Burst Type and /CAS Latency can be programmed by setting the mode register(MRS). The mode register stores these data until the next MRS command, which may be issue when both banks are in idle state. After tRSC from a MRS command, the SDRAM is ready for new command.



Preliminary  
Spec.

# MH32S72VJA-6

2,415,919,104-BIT ( 33,554,432-WORD BY 72-BIT ) Synchronous DYNAMIC RAM



| Initial Address |    |    | BL | Column Addressing |   |   |   |   |   |   |   |             |   |   |   |   |   |   |   |
|-----------------|----|----|----|-------------------|---|---|---|---|---|---|---|-------------|---|---|---|---|---|---|---|
| A2              | A1 | A0 |    | Sequential        |   |   |   |   |   |   |   | Interleaved |   |   |   |   |   |   |   |
| 0               | 0  | 0  | 8  | 0                 | 1 | 2 | 3 | 4 | 5 | 6 | 7 | 0           | 1 | 2 | 3 | 4 | 5 | 6 | 7 |
| 0               | 0  | 1  |    | 1                 | 2 | 3 | 4 | 5 | 6 | 7 | 0 | 1           | 0 | 3 | 2 | 5 | 4 | 7 | 6 |
| 0               | 1  | 0  |    | 2                 | 3 | 4 | 5 | 6 | 7 | 0 | 1 | 2           | 3 | 0 | 1 | 6 | 7 | 4 | 5 |
| 0               | 1  | 1  |    | 3                 | 4 | 5 | 6 | 7 | 0 | 1 | 2 | 3           | 2 | 1 | 0 | 7 | 6 | 5 | 4 |
| 1               | 0  | 0  |    | 4                 | 5 | 6 | 7 | 0 | 1 | 2 | 3 | 4           | 5 | 6 | 7 | 0 | 1 | 2 | 3 |
| 1               | 0  | 1  |    | 5                 | 6 | 7 | 0 | 1 | 2 | 3 | 4 | 5           | 4 | 7 | 6 | 1 | 0 | 3 | 2 |
| 1               | 1  | 0  |    | 6                 | 7 | 0 | 1 | 2 | 3 | 4 | 5 | 6           | 7 | 4 | 5 | 2 | 3 | 0 | 1 |
| 1               | 1  | 1  |    | 7                 | 0 | 1 | 2 | 3 | 4 | 5 | 6 | 7           | 6 | 5 | 4 | 3 | 2 | 1 | 0 |
| -               | 0  | 0  | 4  | 0                 | 1 | 2 | 3 |   |   |   |   | 0           | 1 | 2 | 3 |   |   |   |   |
| -               | 0  | 1  |    | 1                 | 2 | 3 | 0 |   |   |   |   | 1           | 0 | 3 | 2 |   |   |   |   |
| -               | 1  | 0  |    | 2                 | 3 | 0 | 1 |   |   |   |   | 2           | 3 | 0 | 1 |   |   |   |   |
| -               | 1  | 1  |    | 3                 | 0 | 1 | 2 |   |   |   |   | 3           | 2 | 1 | 0 |   |   |   |   |
| -               | -  | 0  | 2  | 0                 | 1 |   |   |   |   |   |   | 0           | 1 |   |   |   |   |   |   |
| -               | -  | 1  |    | 1                 | 0 |   |   |   |   |   |   | 1           | 0 |   |   |   |   |   |   |

Preliminary  
Spec.**MH32S72VJA-6**

2,415,919,104-BIT ( 33,554,432-WORD BY 72-BIT ) Synchronous DYNAMIC RAM

**ABSOLUTE MAXIMUM RATINGS**

| Symbol | Parameter             | Condition           | Ratings    | Unit |
|--------|-----------------------|---------------------|------------|------|
| Vdd    | Supply Voltage        | with respect to Vss | -0.5 ~ 4.6 | V    |
| VI     | Input Voltage         | with respect to Vss | -0.5 ~ 4.6 | V    |
| VO     | Output Voltage        | with respect to Vss | -0.5 ~ 4.6 | V    |
| IO     | Output Current        |                     | 50         | mA   |
| Pd     | Power Dissipation     | Ta=25C              | 22         | W    |
| Topr   | Operating Temperature |                     | 0 ~ 70     | C    |
| Tstg   | Storage Temperature   |                     | -45 ~ 100  | C    |

**RECOMMENDED OPERATING CONDITION**

(Ta=0 ~ 70C, unless otherwise noted)

| Symbol | Parameter                           | Limits |      |         | Unit |
|--------|-------------------------------------|--------|------|---------|------|
|        |                                     | Min.   | Typ. | Max.    |      |
| Vdd    | Supply Voltage                      | 3.0    | 3.3  | 3.6     | V    |
| Vss    | Supply Voltage                      | 0      | 0    | 0       | V    |
| VIH*1  | High-Level Input Voltage all inputs | 2.0    |      | Vdd+0.3 | V    |
| VIL*2  | Low-Level Input Voltage all inputs  | -0.3   |      | 0.8     | V    |

## NOTES)

1. VIH(max)= 5.5V for pulse width less than 10ns.
2. VIL('min)=- 1.0V for pulse width less than 10ns.

**CAPACITANCE**

(Ta=0 ~ 70C, Vdd = 3.3 +/- 0.3V, Vss = 0V, unless otherwise noted)

| Symbol | Parameter                      | Test Condition                    | Limits(max.) | Unit |
|--------|--------------------------------|-----------------------------------|--------------|------|
| CI(A)  | Input Capacitance, address pin | 1MHz,<br>1.4V bias<br>200mV swing | 20           | pF   |
| CI(C)  | Input Capacitance, control pin |                                   | 20           | pF   |
| CI(K)  | Input Capacitance, CK0 pin     |                                   | 20           | pF   |
| CI/O   | Input Capacitance, I/O pin     |                                   | 16.5         | pF   |

Preliminary  
Spec.**MH32S72VJA-6**

2,415,919,104-BIT ( 33,554,432-WORD BY 72-BIT ) Synchronous DYNAMIC RAM

**AVERAGE SUPPLY CURRENT from Vdd**

(Ta=0 ~70C, Vdd = 3.3 ± 0.3V, Vss = 0V, unless otherwise noted)

| Parameter  | Symbol | Test Condition                                     | Limits (max) | Unit | Note |
|--|--------|--|--------------|------|------|
| operating current<br>single bank operation (discrete)              | Icc1   | tRC=min.tCLK=min, BL=1, CL=3                       | 2208         | mA   | *1   |
| precharge stanby current in<br>Non power-down mode<br>/S> Vcc-0.2V | Icc2N  | CKE=H,tCLK=15ns, VIH>Vcc-0.2V, VIL<0.2V            | 498          | mA   | *1   |
|  | Icc2NS | CLK=L & CKE=H, VIH>Vcc-0.2V, VIL<0.2V (fixed)      | 318          | mA   | *1   |
| precharge stanby current<br>in Power-down mode<br>/S> Vcc-0.2V     | Icc2P  | CKE=VILmax,tCLK=15ns                               | 84           | mA   | *1   |
|  | Icc2PS | CKE=CLK=VILmax(fixed)                              | 66           | mA   | *1   |
| active stanby current  | Icc3N  | CKE=H,tCLK=15ns                                    | 768          | mA   | *1   |
|  | Icc3NS | CKE=H,CLK=L  | 678          | mA   | *1   |
| burst current  | Icc4   | tCLK=min, BL=4, CL=3<br>all banks active(discerte) | 3378         | mA   | *1   |
| auto-refresh current   | Icc5   | tRC=min, tCLK=min                                  | 3648         | mA   | *1   |
| self-refresh current   | Icc6   | CKE <0.2V  | 84           | mA   | *1   |

Note)

1.Icc(max) is specified at the output open condition.

**AC OPERATING CONDITIONS AND CHARACTERISTICS**

(Ta=0 ~ 70C, Vdd = 3.3 ± 0.3V, Vss = 0V, unless otherwise noted)

| Symbol  | Parameter                     | Test Condition        | Limits |      | Unit |
|---------|-------------------------------|-----------------------|--------|------|------|
|         |                               |                       | Min.   | Max. |      |
| VOH(DC) | High-Level Output Voltage(DC) | IOH=-2mA              | 2.4    |      | V    |
| VOL(DC) | Low-Level Output Voltage(DC)  | IOL=2mA               |        | 0.4  | V    |
| IOZ     | Off-stare Output Current      | Q floating VO=0 ~ Vdd | -10    | 10   | uA   |
| Ii      | Input Current                 | VIH=0 ~ Vdd+0.3V      | -10    | 10   | uA   |

Preliminary  
Spec.

# MH32S72VJA-6

2,415,919,104-BIT ( 33,554,432-WORD BY 72-BIT ) Synchronous DYNAMIC RAM

## AC TIMING REQUIREMENTS

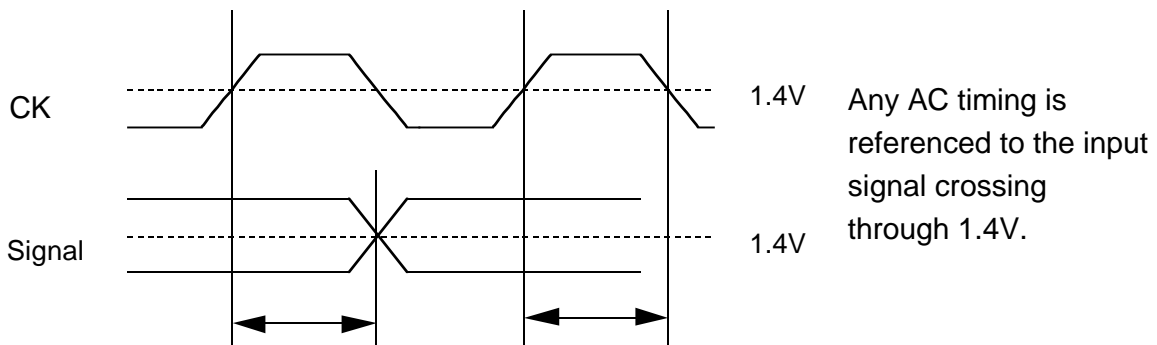
(Ta=0 ~ 70C, Vdd = 3.3 +/- 0.3V, Vss = 0V, unless otherwise noted)

Input Pulse Levels: 0.8V to 2.0V

Input Timing Measurement Level: 1.4V

## LATCH MODE

| Symbol | Parameter                    | Limits |      | Unit |
|--------|------------------------------|--------|------|------|
|        |                              | Min.   | Max. |      |
| tCLK   | CK cycle time                | CL=3   | 7.5  | ns   |
|        |                              | CL=4   | -    | ns   |
| tCH    | CK High pulse width          | 2.5    |      | ns   |
| tCL    | CK Low pulse width           | 2.5    |      | ns   |
| tT     | Transition time of CK        | 1      | 10   | ns   |
| tIS    | Input Setup time(all inputs) | 1.5    |      | ns   |
| tIH    | Input Hold time(all inputs)  | 0.8    |      | ns   |
| tRC    | Row Cycle time               | 67.5   |      | ns   |
| tRFC   | Row Refresh Cycle time       | 80     |      | ns   |
| tRCD   | Row to Column Delay          | 22.5   |      | ns   |
| tRAS   | Row Active time              | 45     | 100K | ns   |
| tRP    | Row Precharge time           | 22.5   |      | ns   |
| tWR    | Write Recovery time          | 15     |      | ns   |
| tRRD   | Act to Act Deley time        | 15     |      | ns   |
| tRSC   | Mode Register Set Cycle time | 15     |      | ns   |
| tSRX   | Self Refresh Exit time       | 7.5    |      | ns   |
| tPDE   | Power Down Exit time         | 7.5    |      | ns   |
| tREF   | Refresh Interval time        |        | 64   | ms   |





Preliminary  
Spec.

# MH32S72VJA-6

2,415,919,104-BIT ( 33,554,432-WORD BY 72-BIT ) Synchronous DYNAMIC RAM

## BUFFER MODE

| Symbol | Parameter                    | Limits |      | Unit |
|--------|------------------------------|--------|------|------|
|        |                              | Min.   | Max. |      |
| tCLK   | CK cycle time                | CL=2   | 7.5  | ns   |
|        |                              | CL=3   | -    | ns   |
| tCH    | CK High pulse width          | 2.5    |      | ns   |
| tCL    | CK Low pulse width           | 2.5    |      | ns   |
| tT     | Transition time of CK        | 1      | 10   | ns   |
| tIS    | Input Setup time(all inputs) | 6.5    |      | ns   |
| tIH    | Input Hold time(all inputs)  | 0      |      | ns   |
| tRC    | Row Cycle time               | 67.5   |      | ns   |
| tRFC   | Row Refresh Cycle time       | 80     |      | ns   |
| tRCD   | Row to Column Delay          | 22.5   |      | ns   |
| tRAS   | Row Active time              | 45     | 100K | ns   |
| tRP    | Row Precharge time           | 22.5   |      | ns   |
| tWR    | Write Recovery time          | 15     |      | ns   |
| tRRD   | Act to Act Deley time        | 15     |      | ns   |
| tRSC   | Mode Register Set Cycle time | 15     |      | ns   |
| tSRX   | Self Refresh Exit time       | 7.5    |      | ns   |
| tPDE   | Power Down Exit time         | 7.5    |      | ns   |
| tREF   | Refresh Interval time        |        | 64   | ms   |

## SWITCHING CHARACTERISTICS

(Ta=0 ~ 70C, Vdd = 3.3 +/- 0.3V, Vss = 0V, unless otherwise noted)

### LATCH MODE

| Symbol | Parameter                                 | Limits |      | Unit | Note |
|--------|---|--------|------|------|------|
|        |   | Min.   | Max. |      |      |
| tAC    | Access time from CK                       | CL=3   | 5.4  | ns   | *1   |
|        |   | CL=4   | -    |      |      |
| tOH    | Output Hold time from CK                  | 2.7    |      | ns   |      |
| tOLZ   | Delay time, output low impedance from CK  | 0      |      | ns   |      |
| tOHZ   | Delay time, output high impedance from CK | 2.7    | 5.4  | ns   |      |

NOTE)

1.If clock rising time is longer than 1ns, (tr /2-0.5ns) should be added to the parameter.

Preliminary  
Spec.

# MH32S72VJA-6

2,415,919,104-BIT ( 33,554,432-WORD BY 72-BIT ) Synchronous DYNAMIC RAM

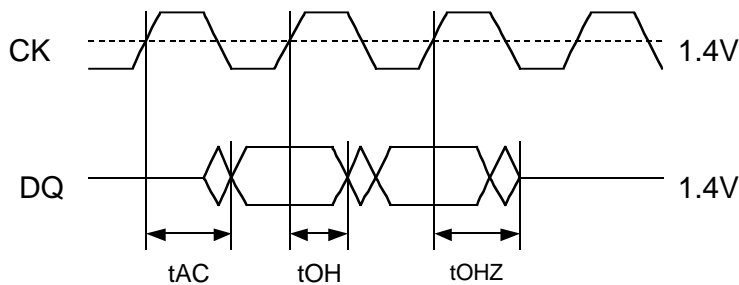
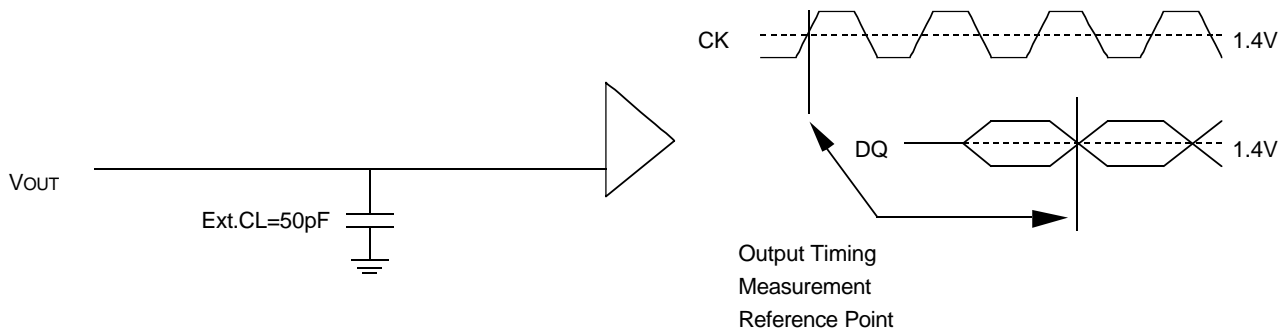
## BUFFER MODE

| Symbol | Parameter                                 | Limits |      | Unit | Note |
|--------|---|--------|------|------|------|
|        |   | Min.   | Max. |      |      |
| tAC    | Access time from CK                       | CL=2   | 5.4  | ns   | *1   |
|        |   | CL=3   | -    |      |      |
| tOH    | Output Hold time from CK                  | 2.7    |      | ns   |      |
| tOLZ   | Delay time, output low impedance from CK  | 0      |      | ns   |      |
| tOHZ   | Delay time, output high impedance from CK | 2.7    | 5.4  | ns   |      |

NOTE)

1.If clock rising time is longer than 1ns, (tr /2-0.5ns) should be added to the parameter.

### Output Load Condition

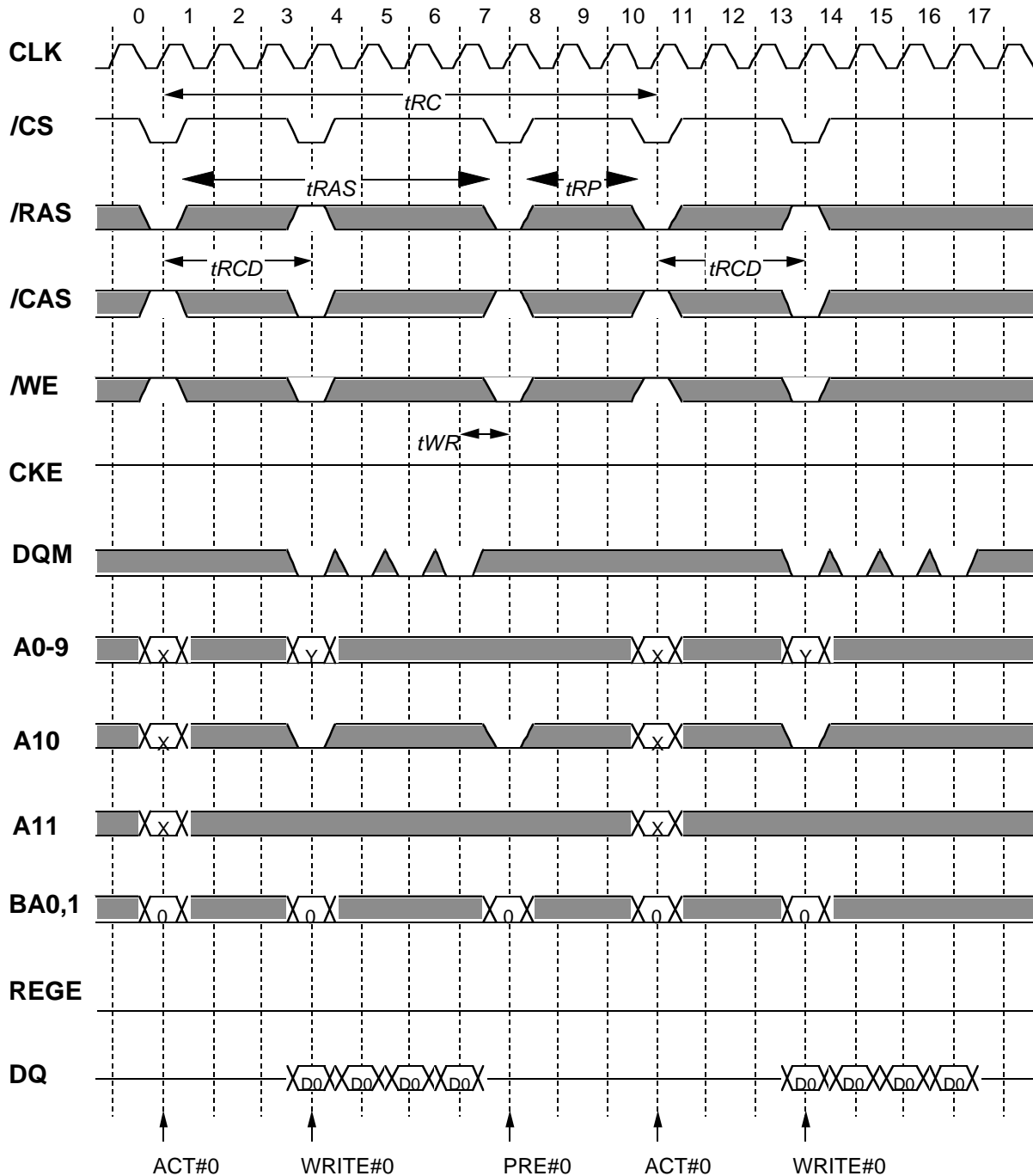


Preliminary  
Spec.

# MH32S72VJA-6

2,415,919,104-BIT ( 33,554,432-WORD BY 72-BIT ) Synchronous DYNAMIC RAM

## Burst WRITE (single bank) BL=4, Buffer mode (REGE="L")



*Italic parameter* indicates minimum case

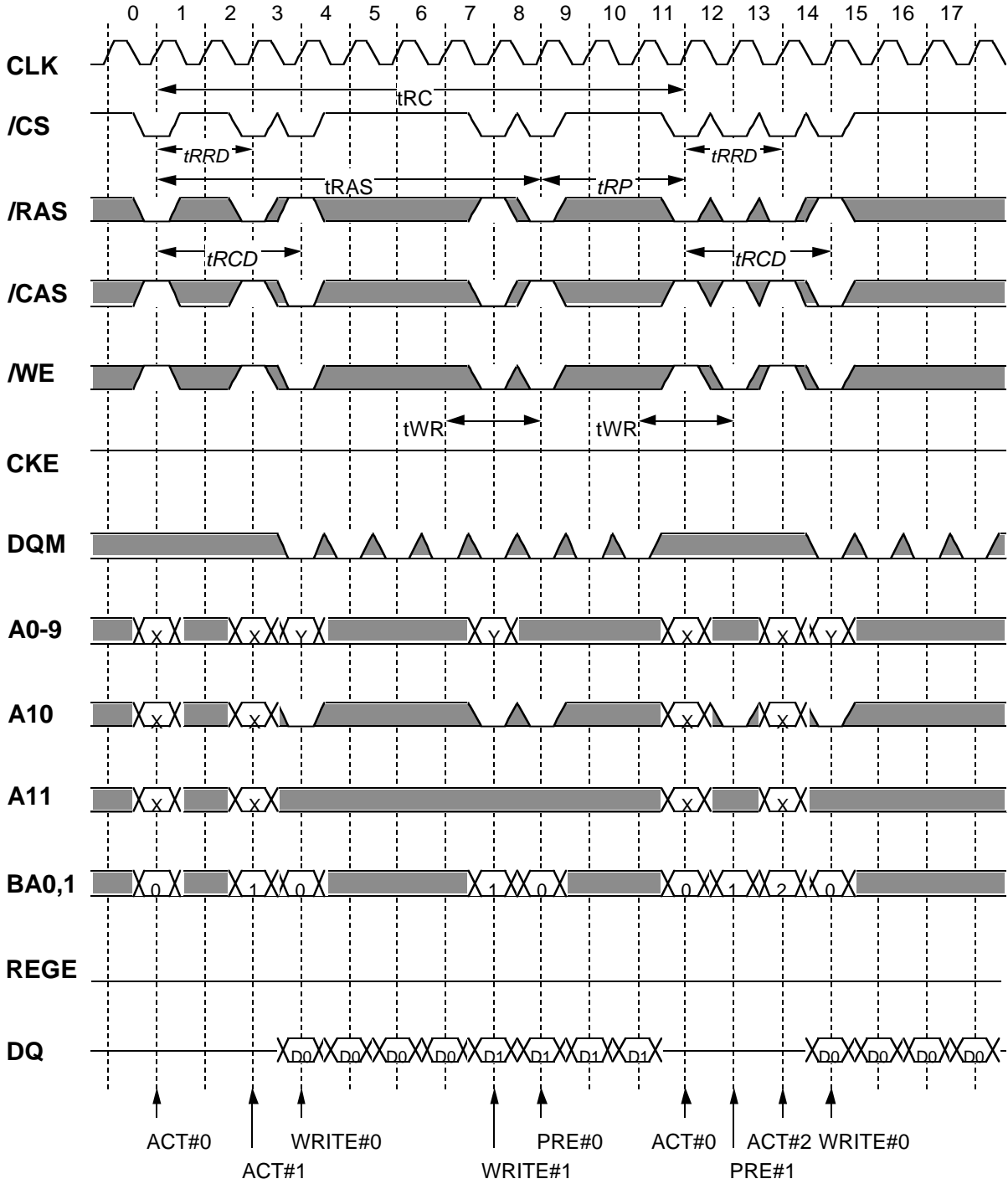
Preliminary  
Spec.

# MH32S72VJA-6

2,415,919,104-BIT ( 33,554,432-WORD BY 72-BIT ) Synchronous DYNAMIC RAM

## Burst WRITE (multi bank)

BL=4, Buffer mode(REGE="L")



*Italic parameter* indicates minimum case

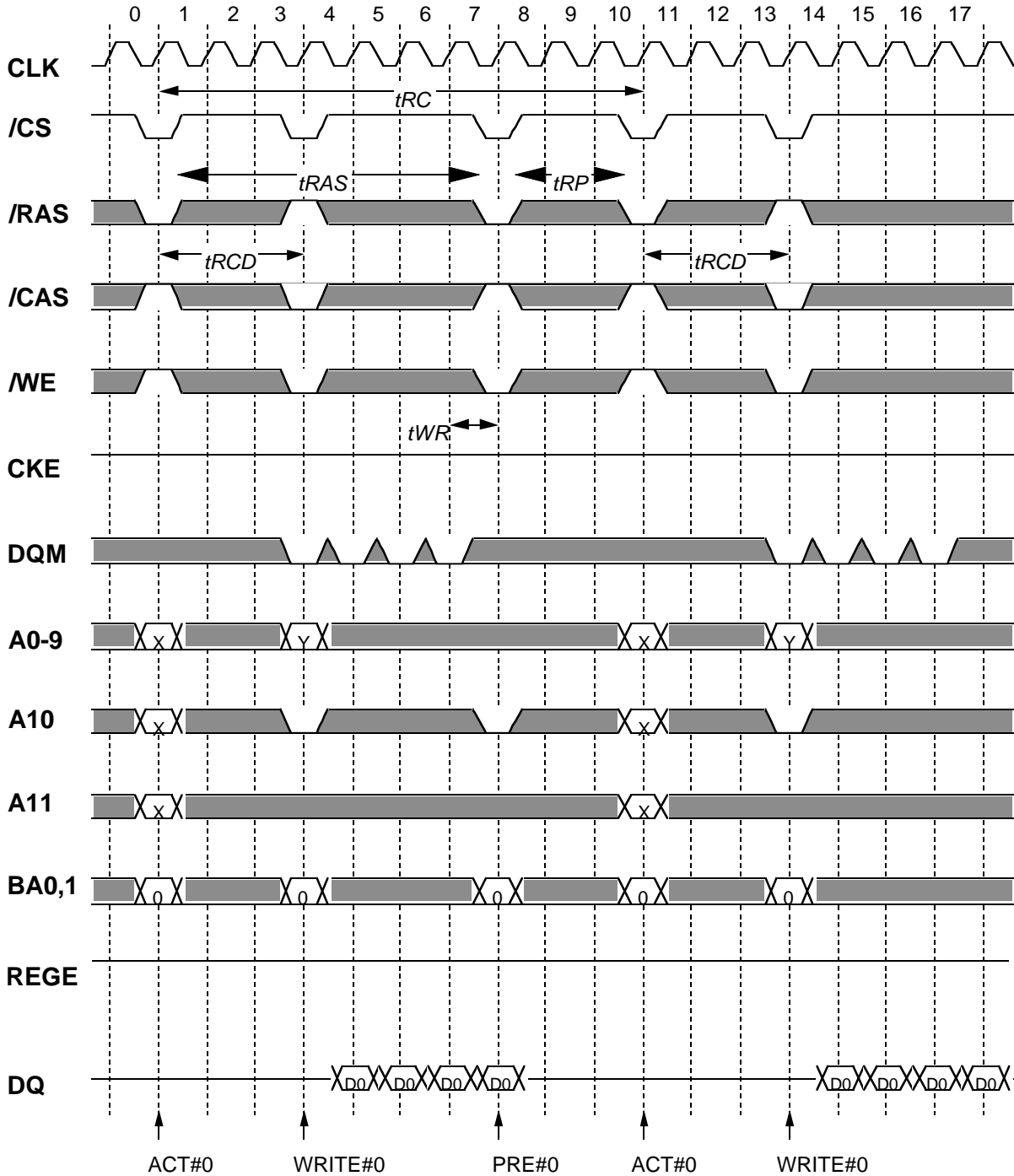
Preliminary  
Spec.

# MH32S72VJA-6

2,415,919,104-BIT ( 33,554,432-WORD BY 72-BIT ) Synchronous DYNAMIC RAM

## Burst WRITE (single bank)

BL=4, Latch mode (REGE="H")



*Italic parameter* indicates minimum case

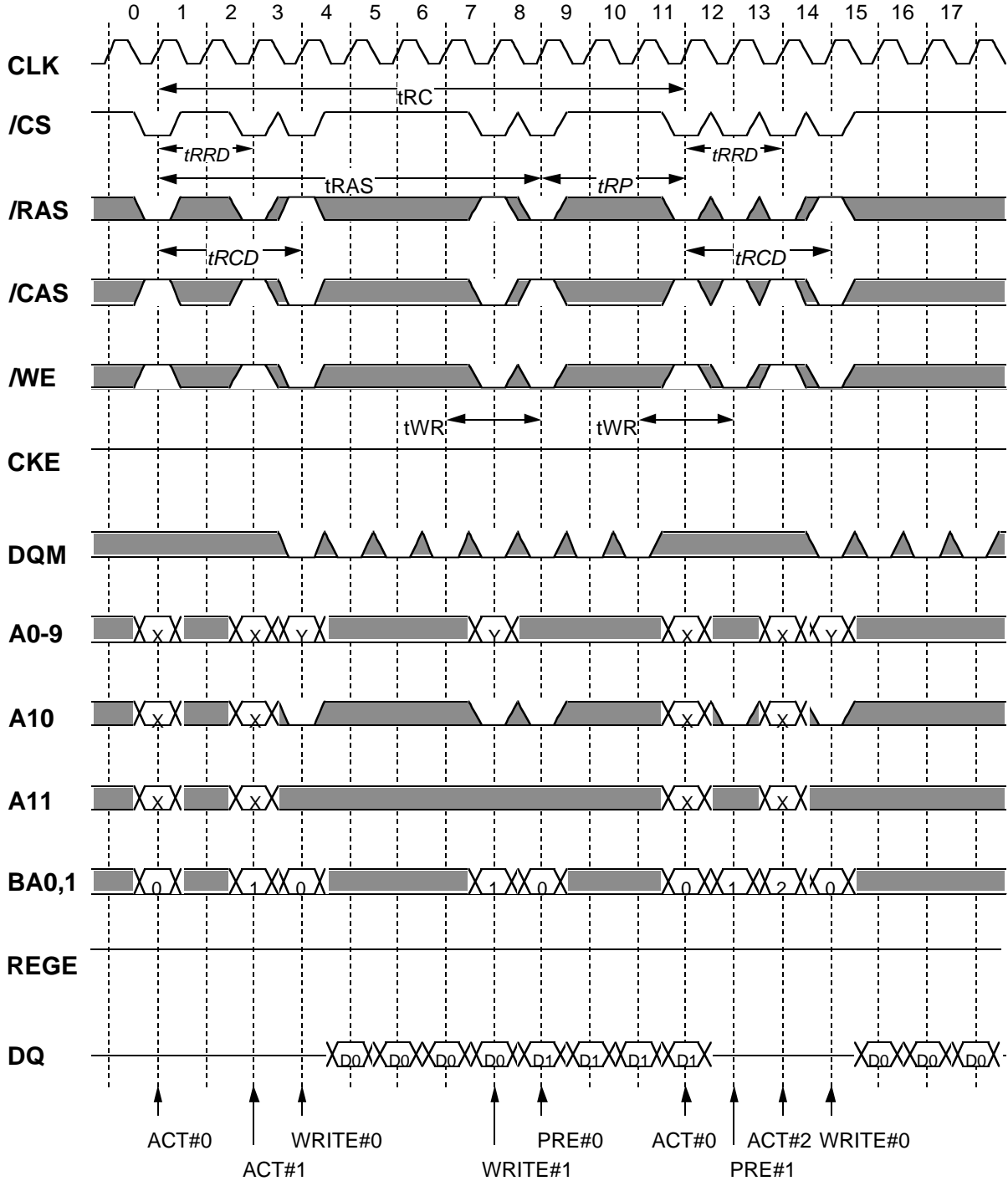
Preliminary  
Spec.

# MH32S72VJA-6

2,415,919,104-BIT ( 33,554,432-WORD BY 72-BIT ) Synchronous DYNAMIC RAM

## Burst WRITE (multi bank)

BL=4,Latch mode(REGE="H")



*Italic parameter* indicates minimum case

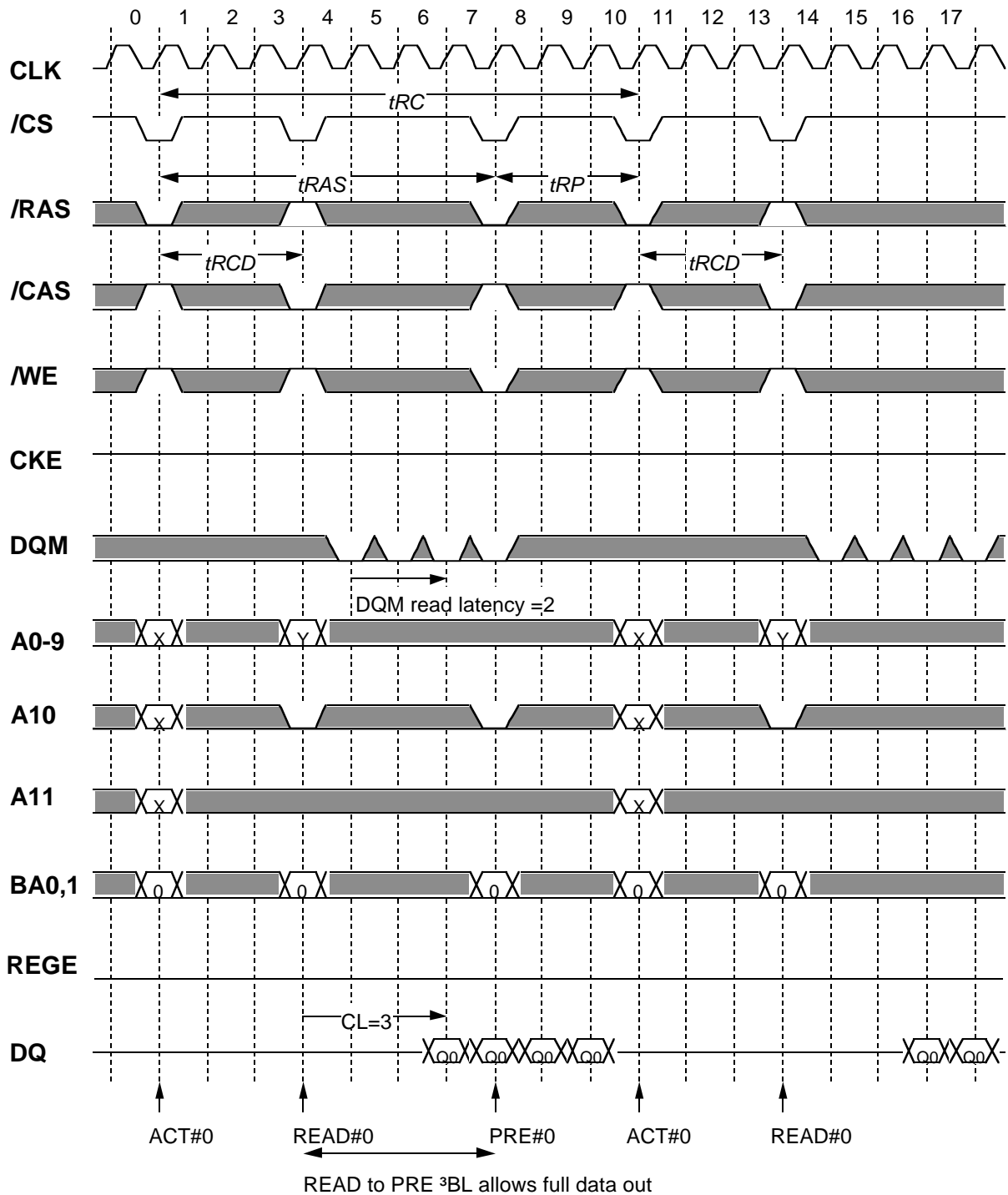
Preliminary  
Spec.

# MH32S72VJA-6

2,415,919,104-BIT ( 33,554,432-WORD BY 72-BIT ) Synchronous DYNAMIC RAM

## Burst READ (single bank)

BL=4, CL=3, Buffer mode (REGE="L")



*Italic parameter* indicates minimum case

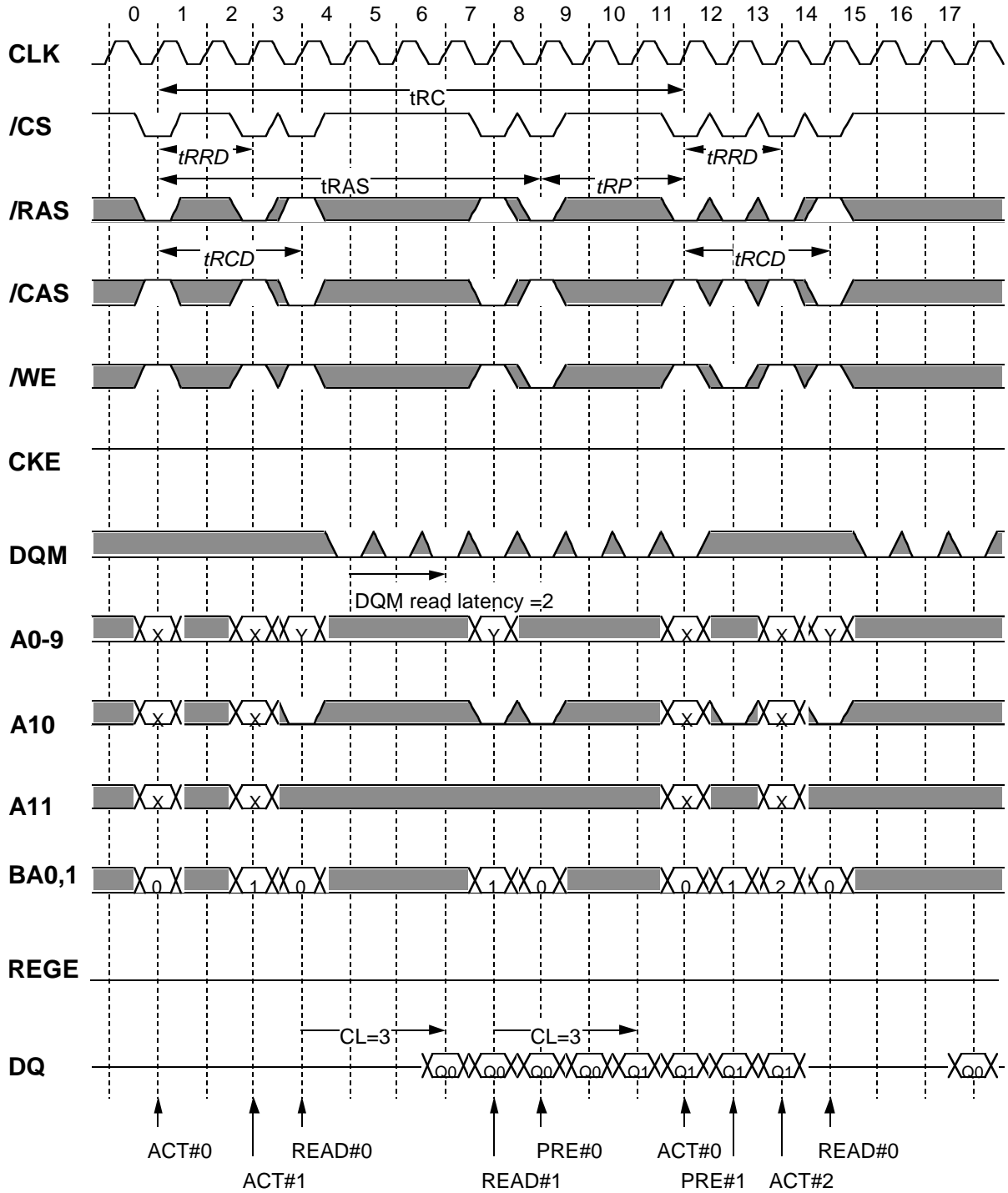
Preliminary  
Spec.

# MH32S72VJA-6

2,415,919,104-BIT ( 33,554,432-WORD BY 72-BIT ) Synchronous DYNAMIC RAM

## Burst READ (multi bank)

BL=4,CL=3,Buffer mode(REGE="L")



*Italic parameter* indicates minimum case



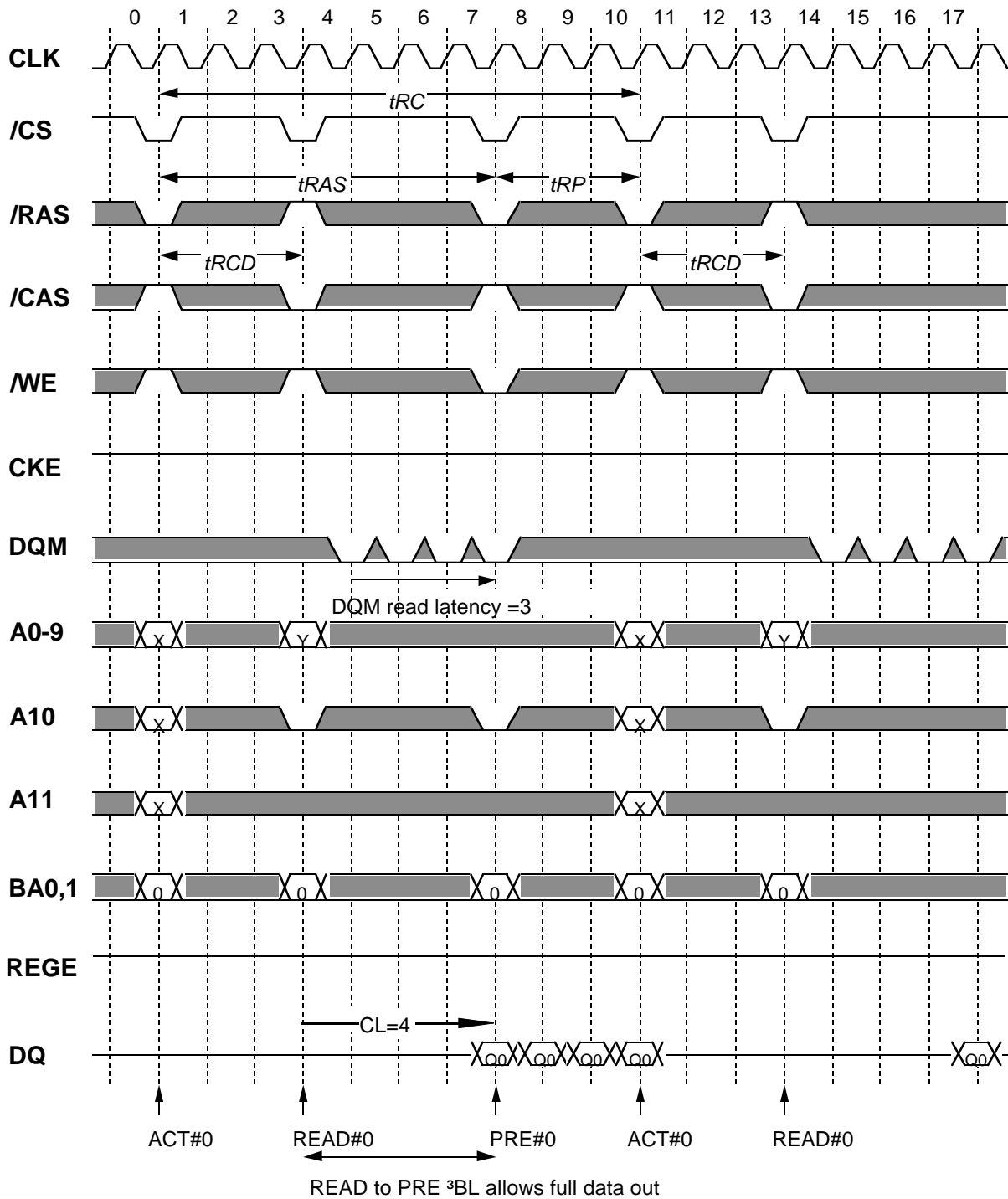
Preliminary  
Spec.

# MH32S72VJA-6

2,415,919,104-BIT ( 33,554,432-WORD BY 72-BIT ) Synchronous DYNAMIC RAM

## Burst READ (single bank)

BL=4, CL=4, Latch mode(REGE="H")



*Italic parameter* indicates minimum case

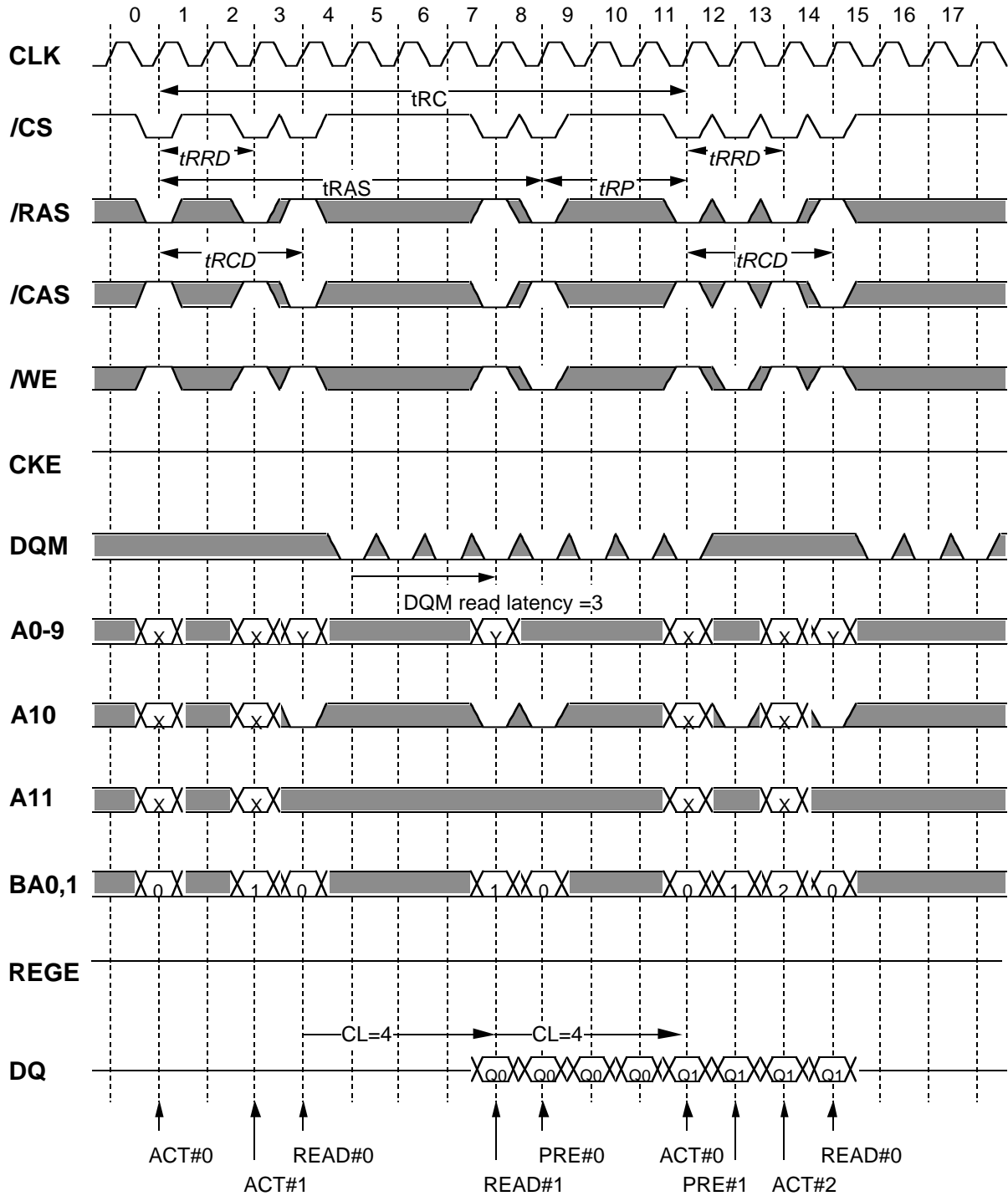
Preliminary  
Spec.

# MH32S72VJA-6

2,415,919,104-BIT ( 33,554,432-WORD BY 72-BIT ) Synchronous DYNAMIC RAM

## Burst READ (multi bank)

BL=4,CL=4,Latch mode(REGE="H")



*Italic parameter* indicates minimum case

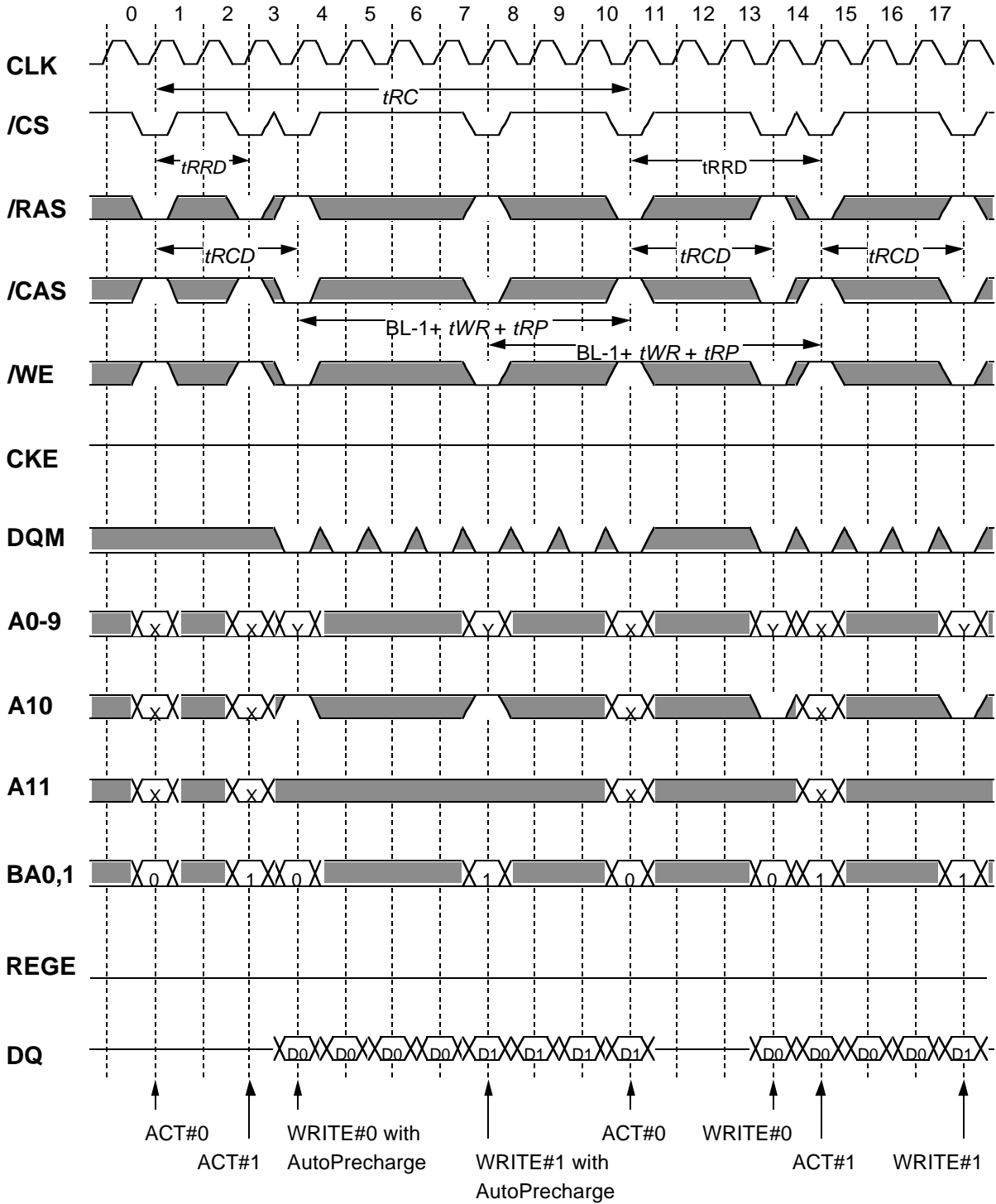
Preliminary  
Spec.

# MH32S72VJA-6

2,415,919,104-BIT ( 33,554,432-WORD BY 72-BIT ) Synchronous DYNAMIC RAM

## Burst WRITE (multi bank) with AUTO-PRECHARGE

BL=4, Buffer mode( REGE="L" )



*Italic parameter* indicates minimum case

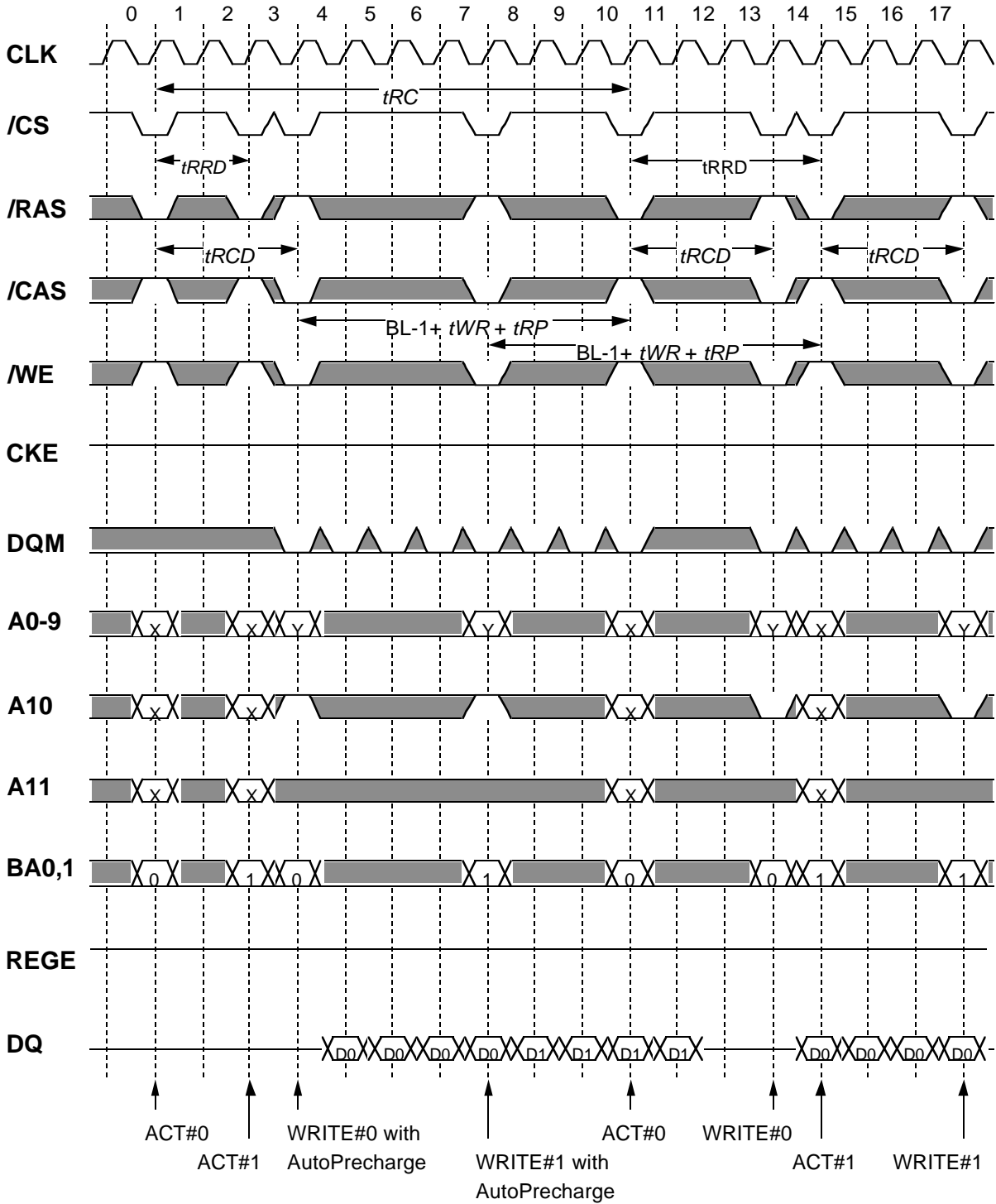
Preliminary  
Spec.

# MH32S72VJA-6

2,415,919,104-BIT ( 33,554,432-WORD BY 72-BIT ) Synchronous DYNAMIC RAM

## Burst WRITE (multi bank) with AUTO-PRECHARGE

BL=4,Latch mode(REGE="H")



*Italic parameter* indicates minimum case

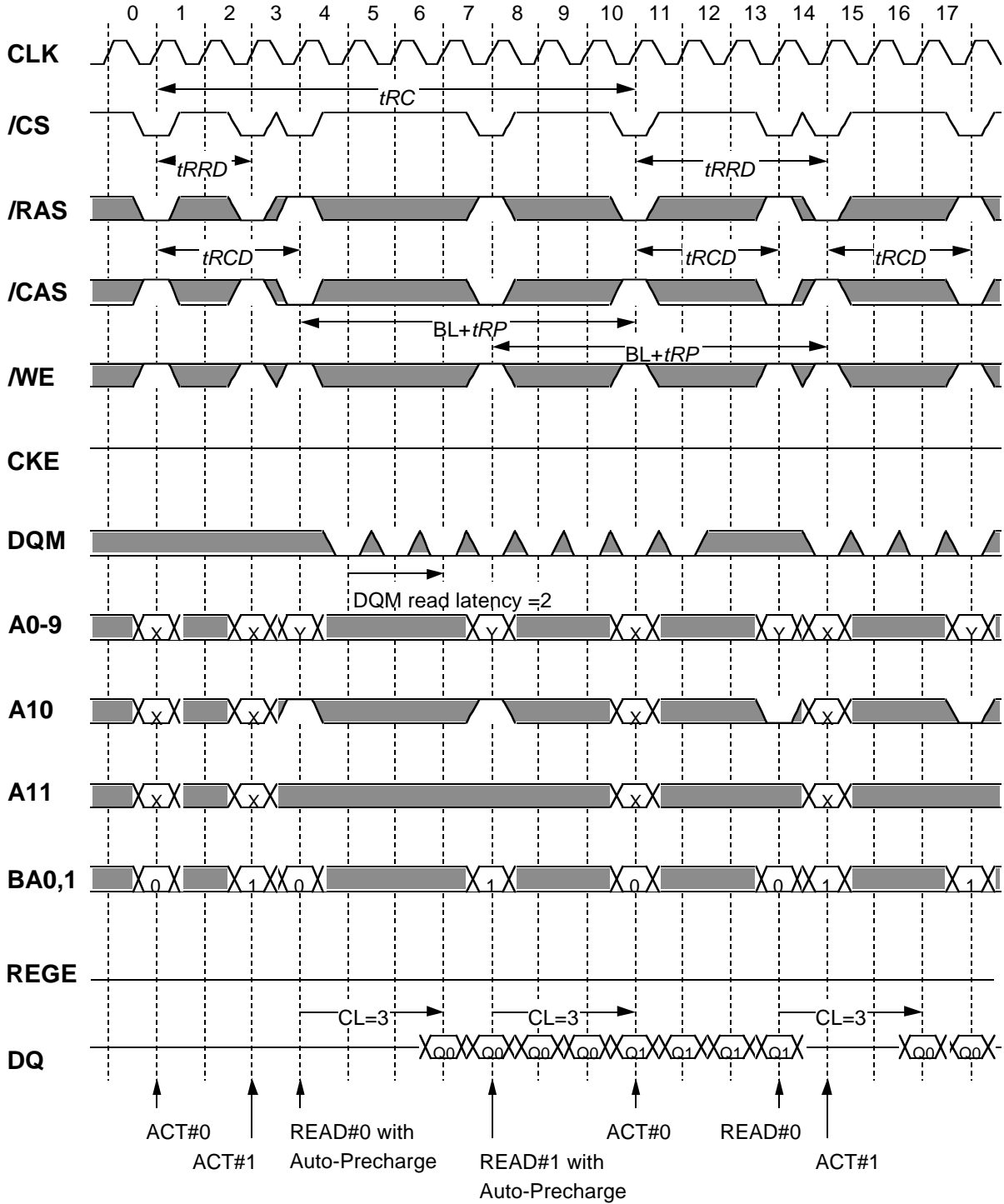
Preliminary  
Spec.

# MH32S72VJA-6

2,415,919,104-BIT ( 33,554,432-WORD BY 72-BIT ) Synchronous DYNAMIC RAM

## Burst READ (multi bank) with AUTO-PRECHARGE

BL=4,CL=3 Buffer mode(REGE="L")



*Italic parameter* indicates minimum case

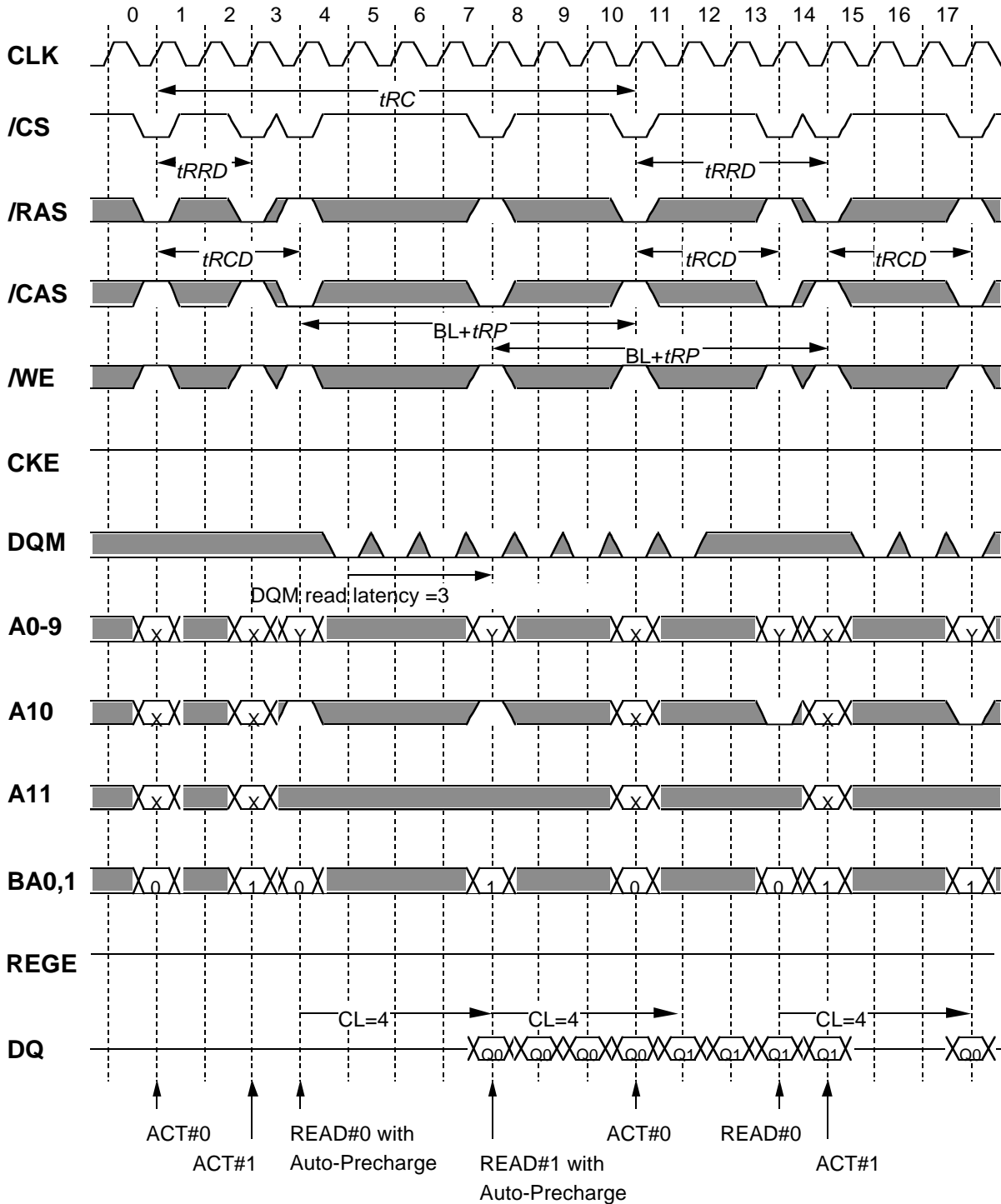
Preliminary  
Spec.

# MH32S72VJA-6

2,415,919,104-BIT ( 33,554,432-WORD BY 72-BIT ) Synchronous DYNAMIC RAM

## Burst READ (multi bank) with AUTO-PRECHARGE

BL=4,CL=4 Latch mode(REGE="H")



*Italic parameter* indicates minimum case

Preliminary  
Spec.

# MH32S72VJA-6

2,415,919,104-BIT ( 33,554,432-WORD BY 72-BIT ) Synchronous DYNAMIC RAM

## Page Mode Burst Write (multi bank)

BL=4, Buffer mode (REGE="L")



*Italic parameter* indicates minimum case

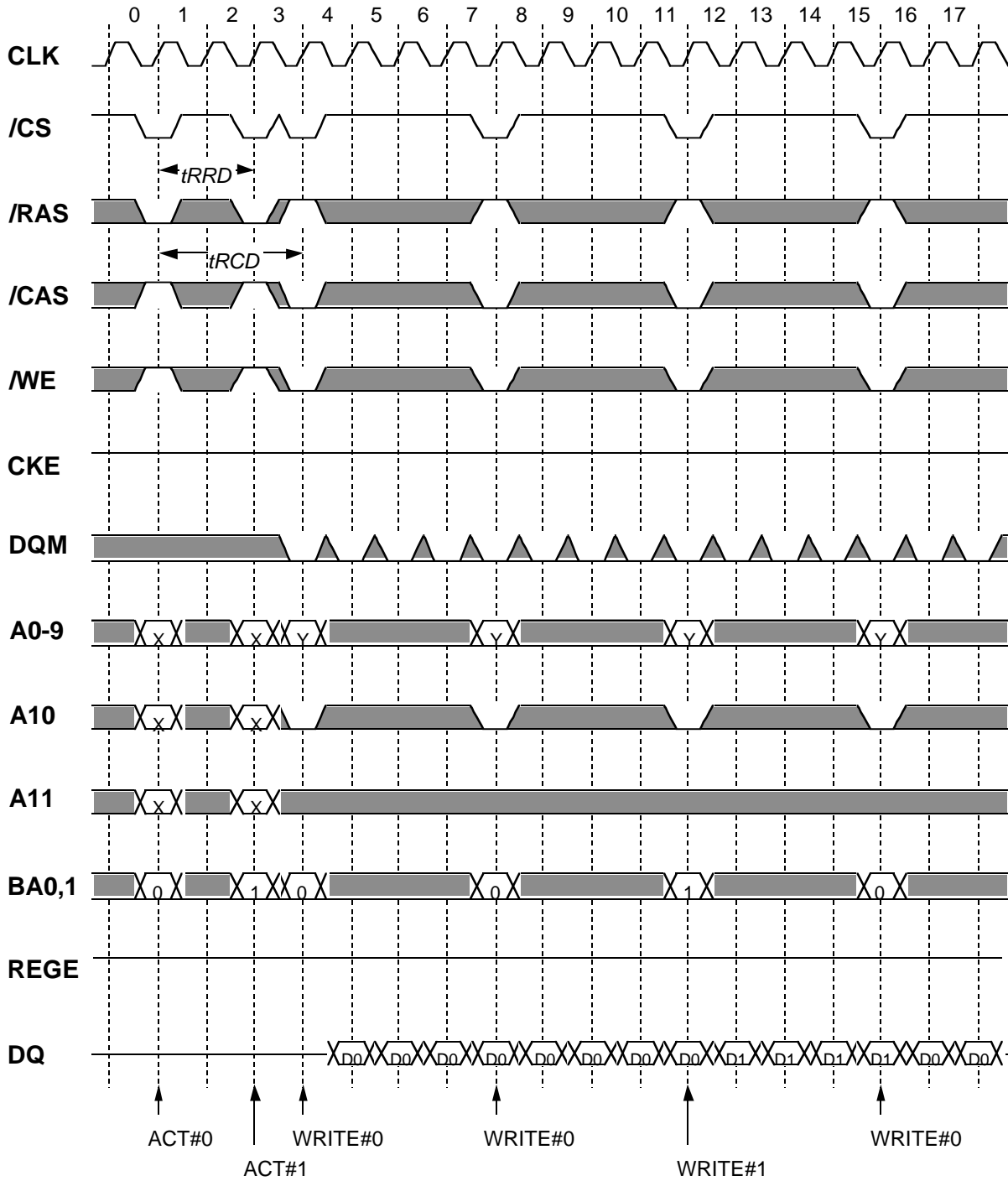
Preliminary  
Spec.

# MH32S72VJA-6

2,415,919,104-BIT ( 33,554,432-WORD BY 72-BIT ) Synchronous DYNAMIC RAM

## Page Mode Burst Write (multi bank)

BL=4, Latch mode( REGE="H" )



*Italic parameter* indicates minimum case



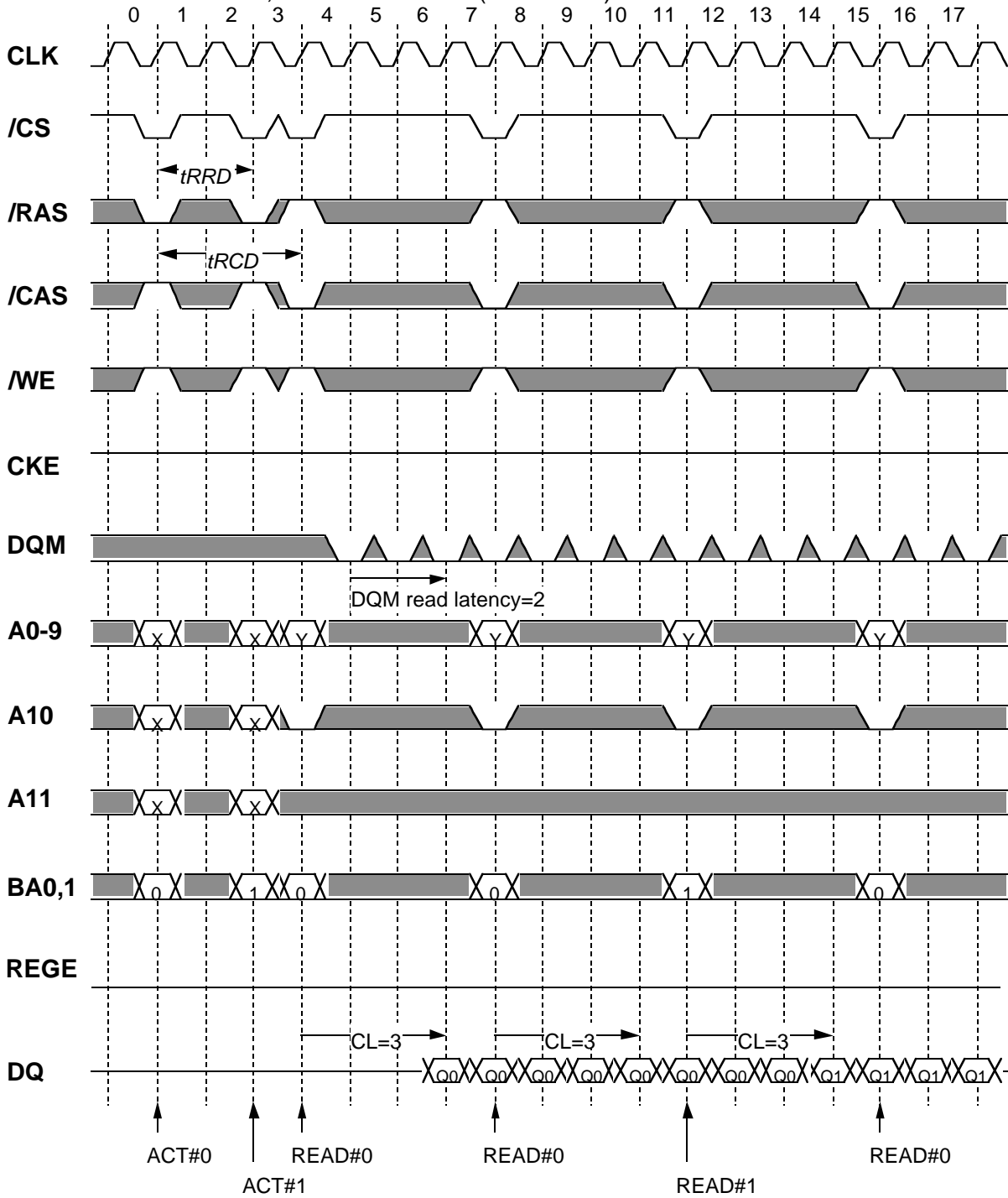
Preliminary  
Spec.

# MH32S72VJA-6

2,415,919,104-BIT ( 33,554,432-WORD BY 72-BIT ) Synchronous DYNAMIC RAM

## Page Mode Burst Read (multi bank)

BL=4,CL=3 Buffer mode(REGE="L")



*Italic parameter* indicates minimum case

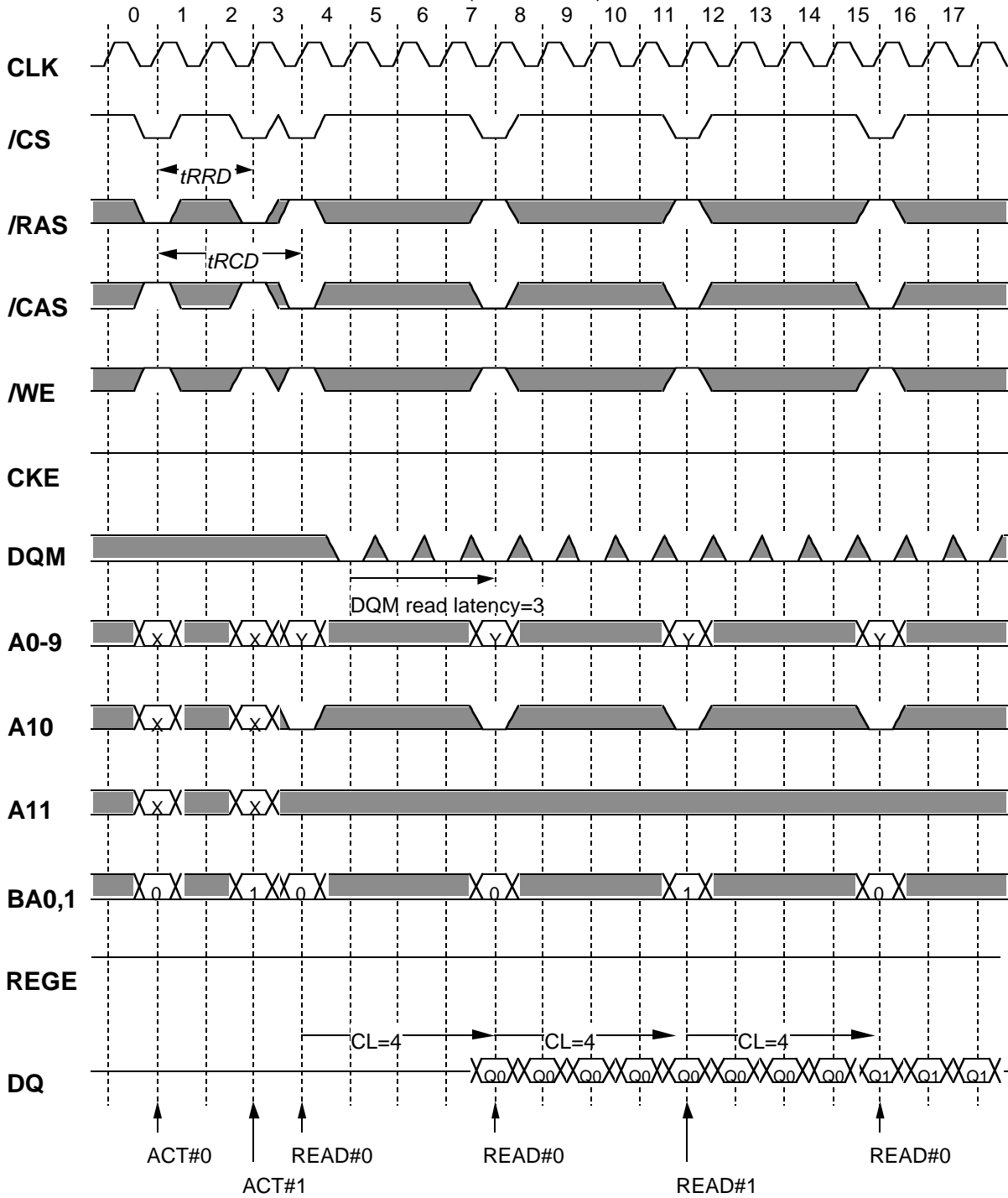
Preliminary  
Spec.

# MH32S72VJA-6

2,415,919,104-BIT ( 33,554,432-WORD BY 72-BIT ) Synchronous DYNAMIC RAM

## Page Mode Burst Read (multi bank)

BL=4,CL=4 Latch mode(REGE="H")



*Italic parameter* indicates minimum case

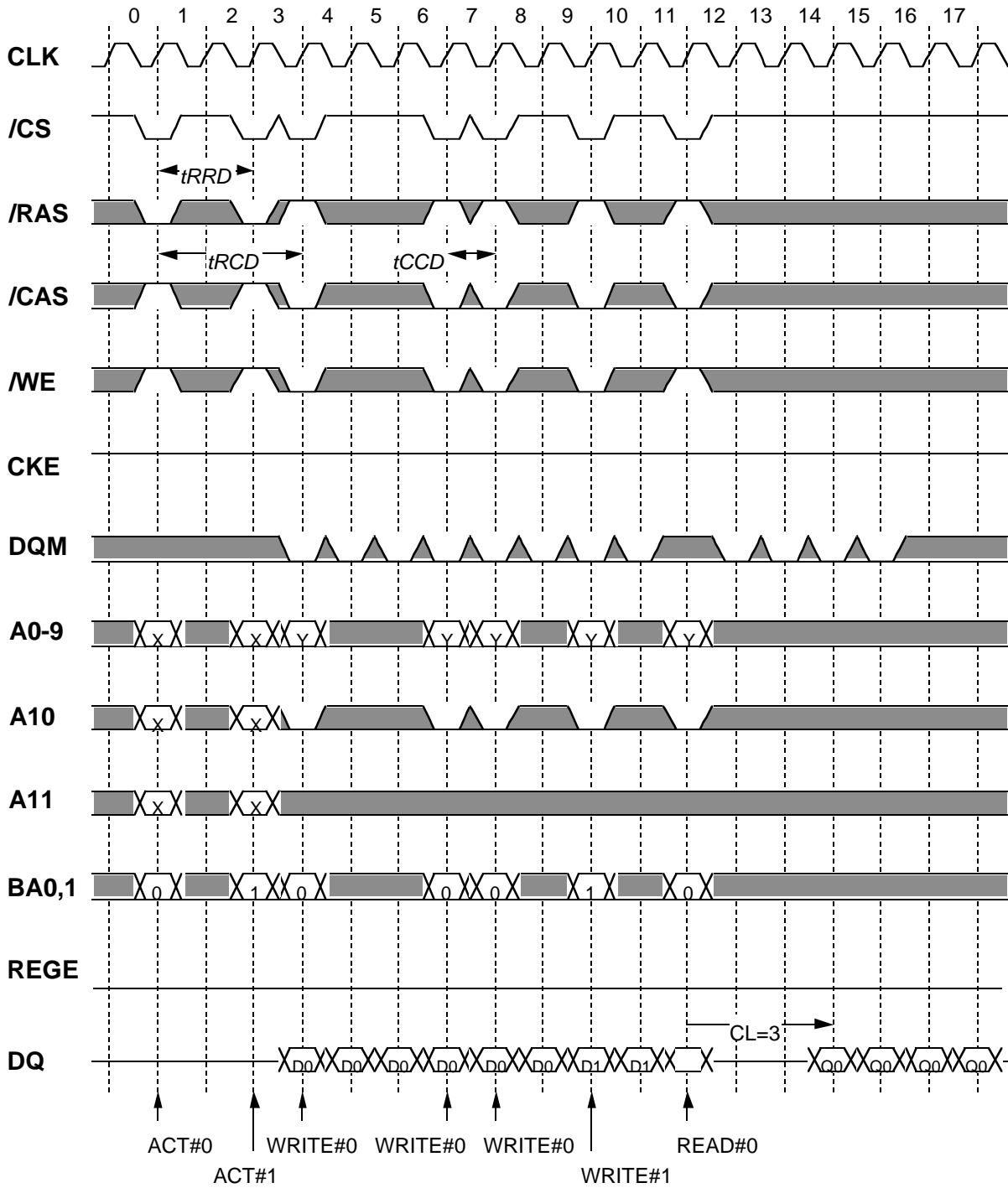
Preliminary  
Spec.

# MH32S72VJA-6

2,415,919,104-BIT ( 33,554,432-WORD BY 72-BIT ) Synchronous DYNAMIC RAM

## Write Interrupted by Write / Read

BL=4, Buffer mode (REGE="L")



Burst Write can be interrupted by Write or Read of any active bank.

*Italic parameter* indicates minimum case

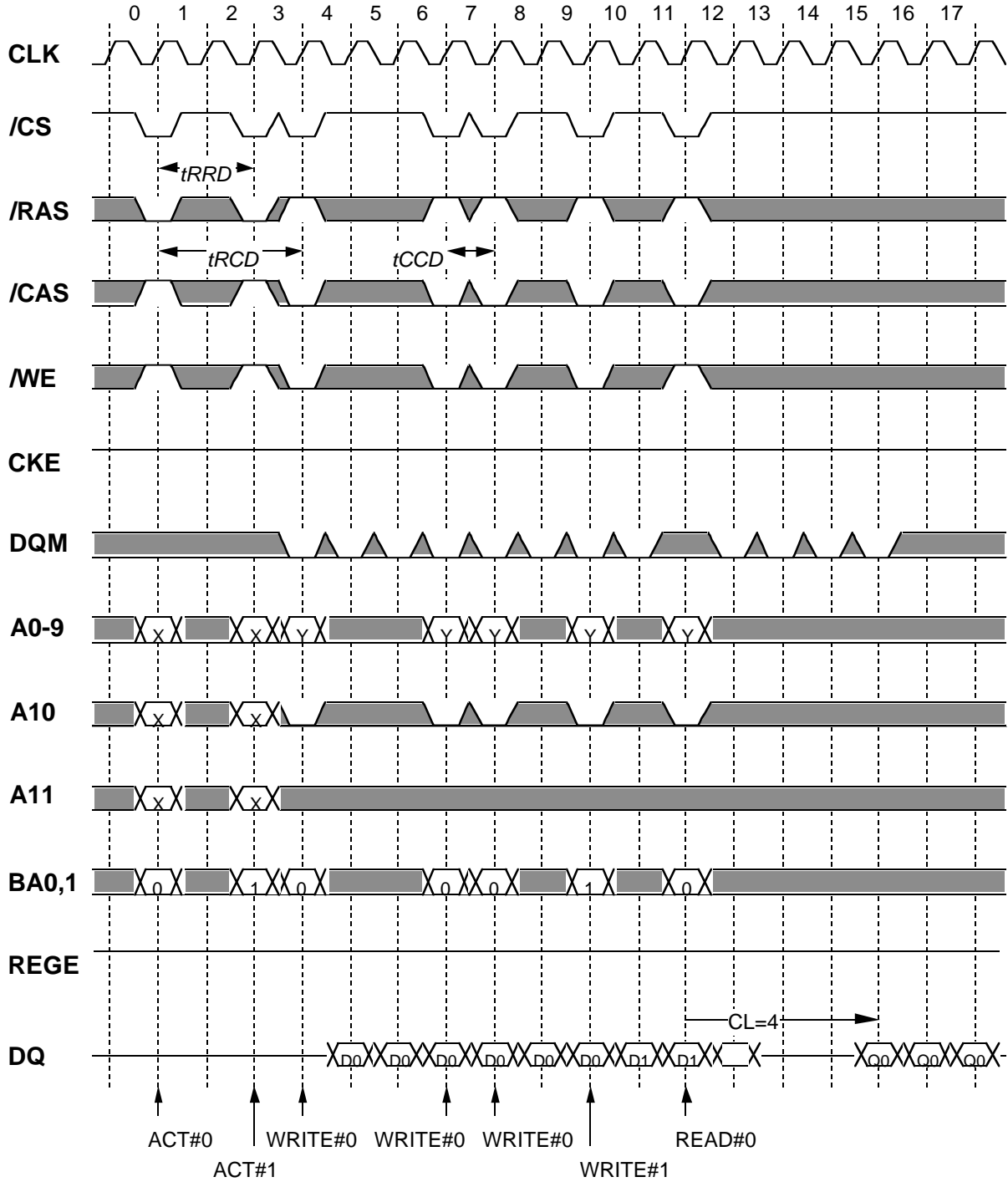
Preliminary  
Spec.

# MH32S72VJA-6

2,415,919,104-BIT ( 33,554,432-WORD BY 72-BIT ) Synchronous DYNAMIC RAM

## Write Interrupted by Write / Read

BL=4,Latch mode(REGE="H")



Burst Write can be interrupted by Write or Read of any active bank.

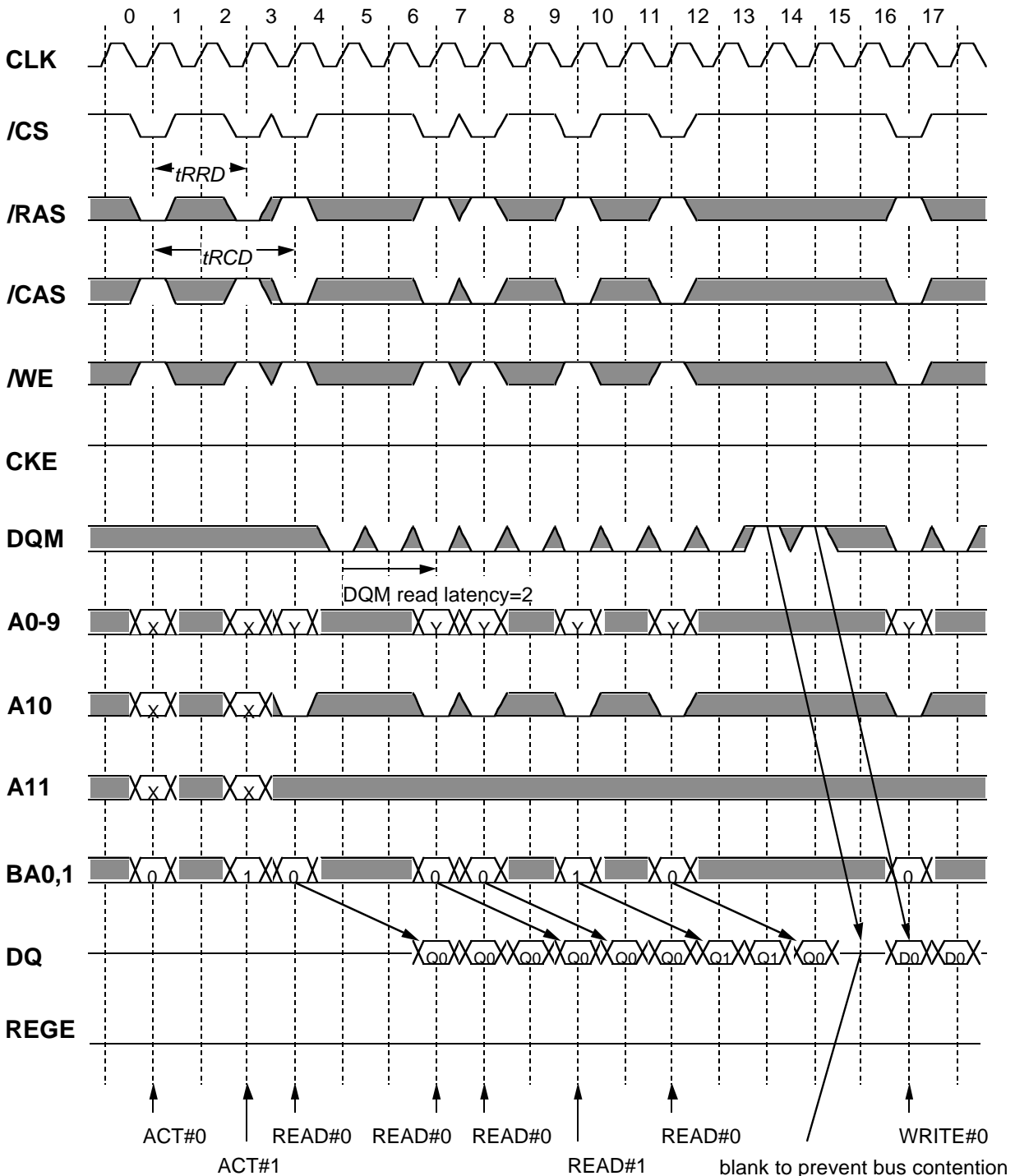
*Italic parameter* indicates minimum case

Preliminary  
Spec.

# MH32S72VJA-6

2,415,919,104-BIT ( 33,554,432-WORD BY 72-BIT ) Synchronous DYNAMIC RAM

## Read Interrupted by Read / Write BL=4,CL=3 Buffer mode(REGE="L")



Burst Read can be interrupted by Read or Write of any active bank.

*Italic parameter* indicates minimum case

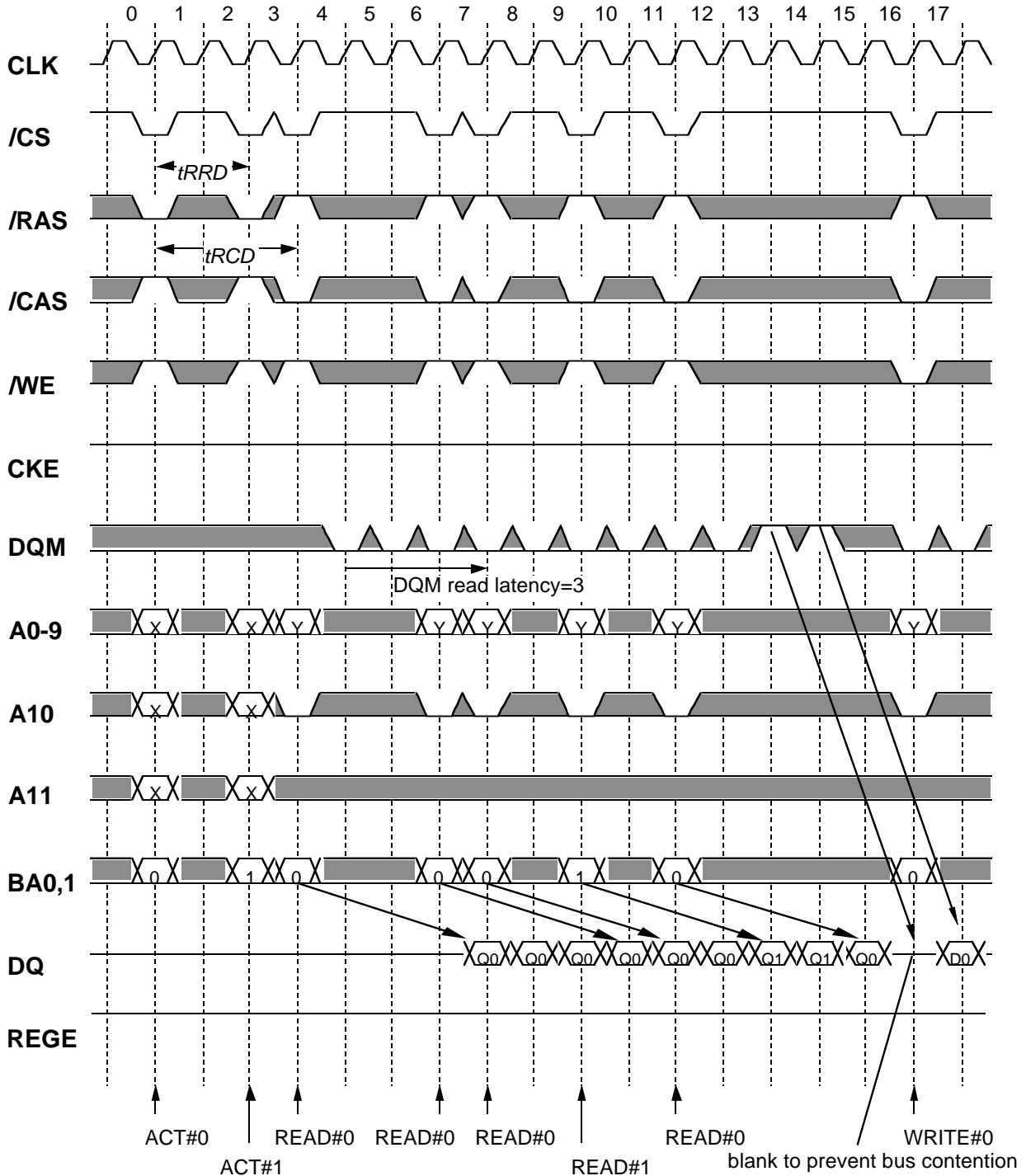
Preliminary  
Spec.

MITSUBISHI LSIs

# MH32S72VJA-6

2,415,919,104-BIT ( 33,554,432-WORD BY 72-BIT ) Synchronous DYNAMIC RAM

## Read Interrupted by Read / Write BL=4,CL=4 Latch mode(REGE="H")



Burst Read can be interrupted by Read or Write of any active bank.

*Italic parameter* indicates minimum case

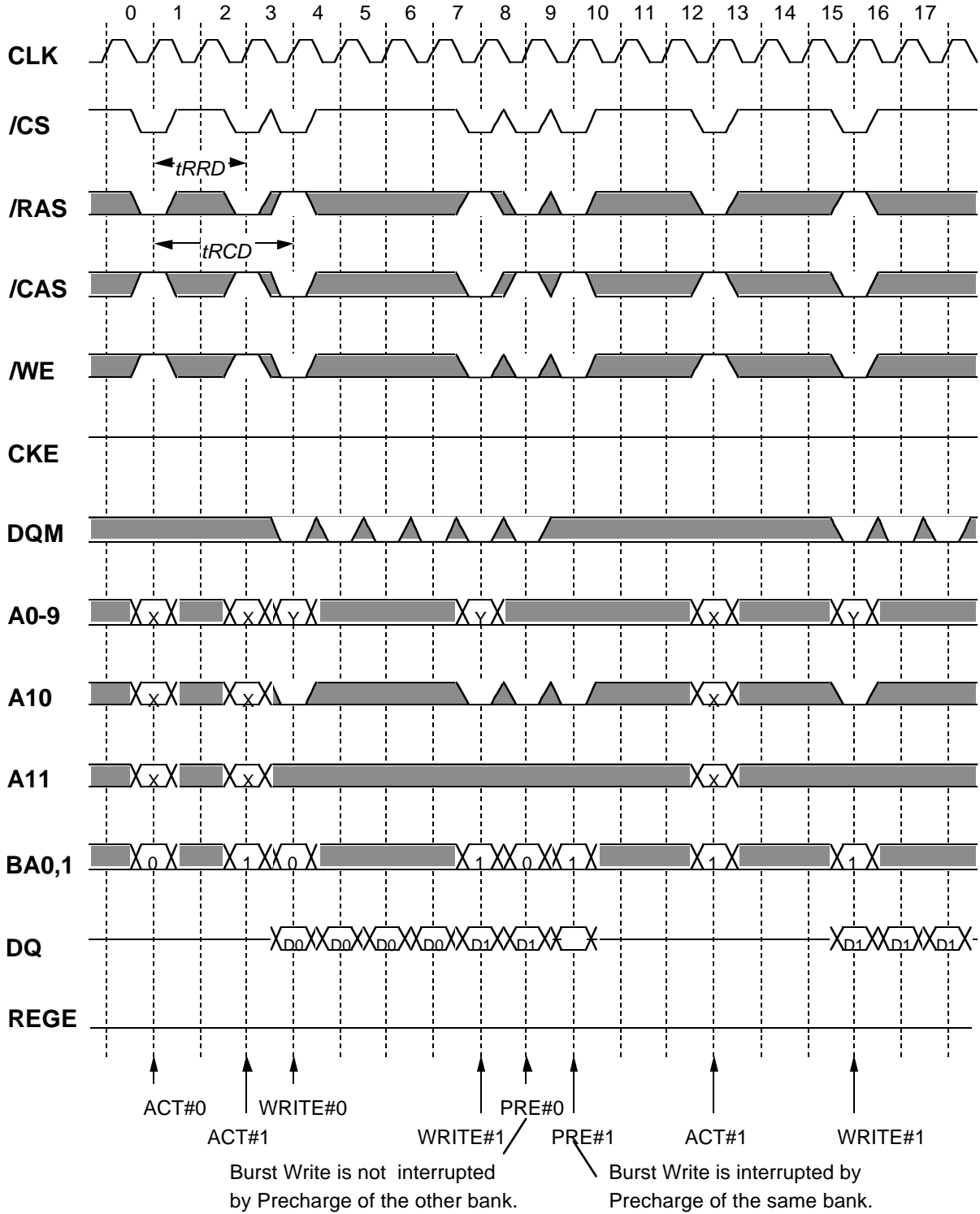
Preliminary  
Spec.

# MH32S72VJA-6

2,415,919,104-BIT ( 33,554,432-WORD BY 72-BIT ) Synchronous DYNAMIC RAM

## Write Interrupted by Precharge

BL=4, Buffer mode (REGE="L")



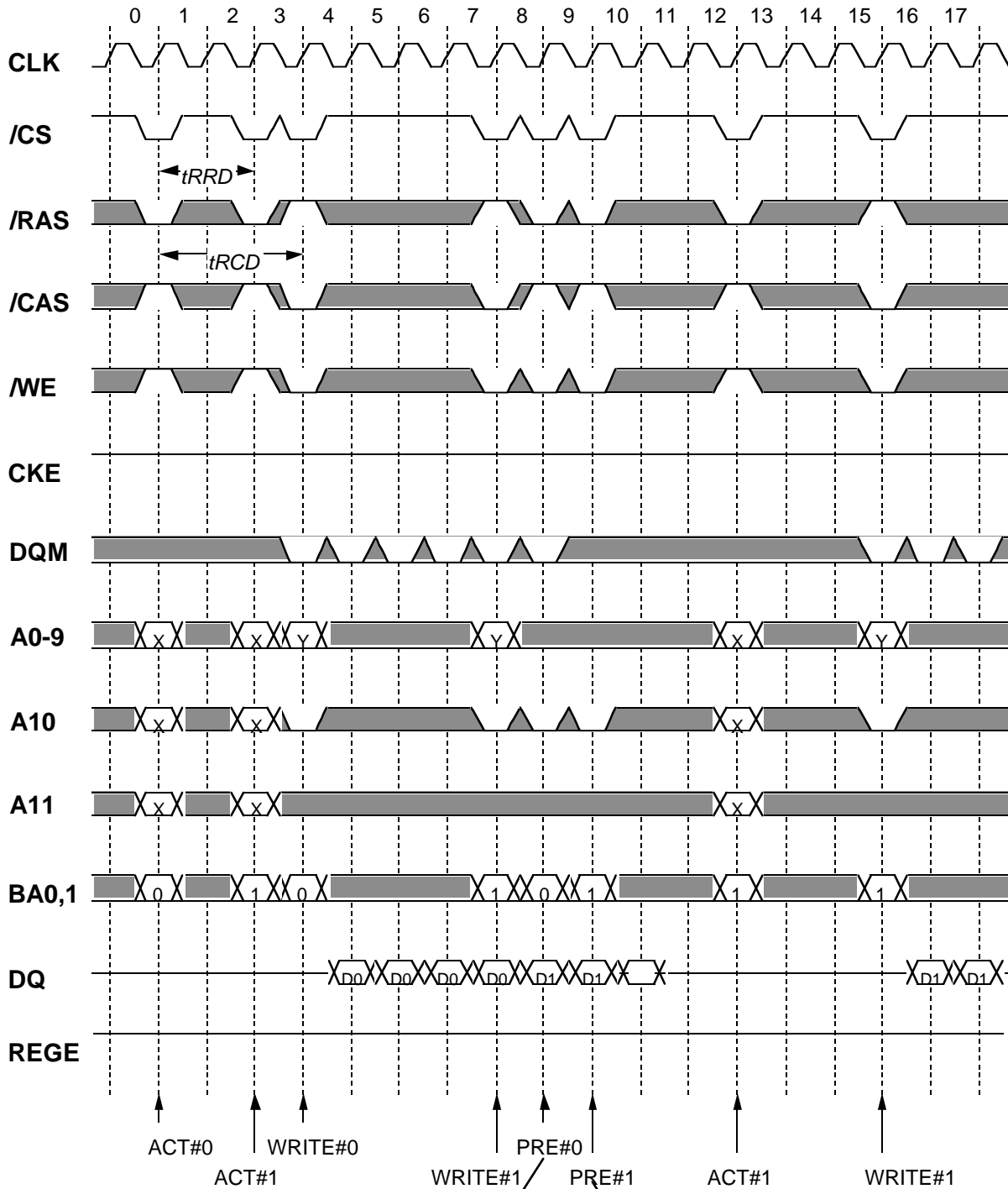
*Italic parameter* indicates minimum case

Preliminary  
Spec.

# MH32S72VJA-6

2,415,919,104-BIT ( 33,554,432-WORD BY 72-BIT ) Synchronous DYNAMIC RAM

## Write Interrupted by Precharge BL=4, Latch mode(REGE="H")



Burst Write is not interrupted by Precharge of the other bank.

Burst Write is interrupted by Precharge of the same bank.

*Italic parameter* indicates minimum case



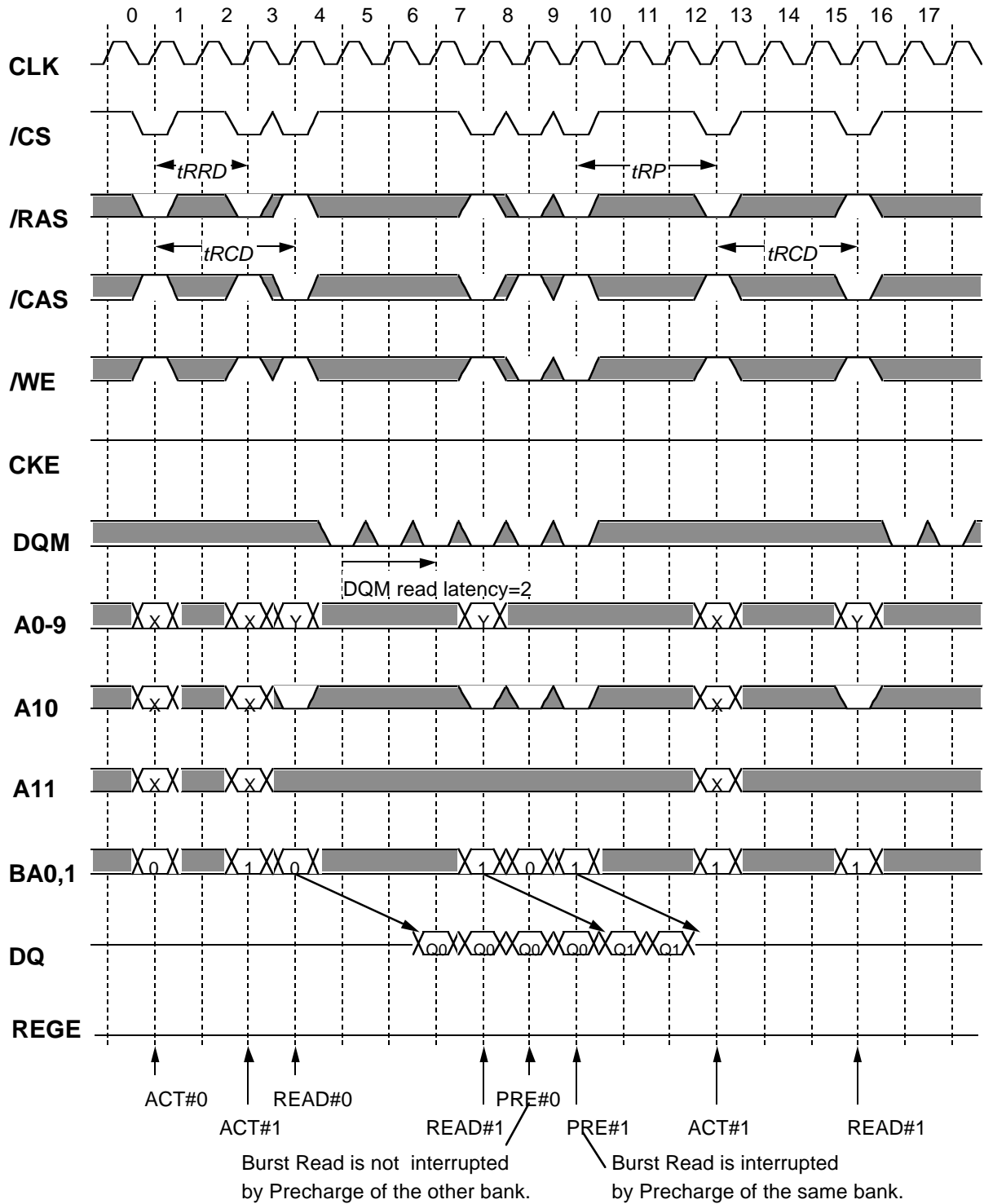
Preliminary  
Spec.

# MH32S72VJA-6

2,415,919,104-BIT ( 33,554,432-WORD BY 72-BIT ) Synchronous DYNAMIC RAM

## Read Interrupted by Precharge

BL=4,CL=3 Buffer mode(REGE="L")



*Italic parameter* indicates minimum case

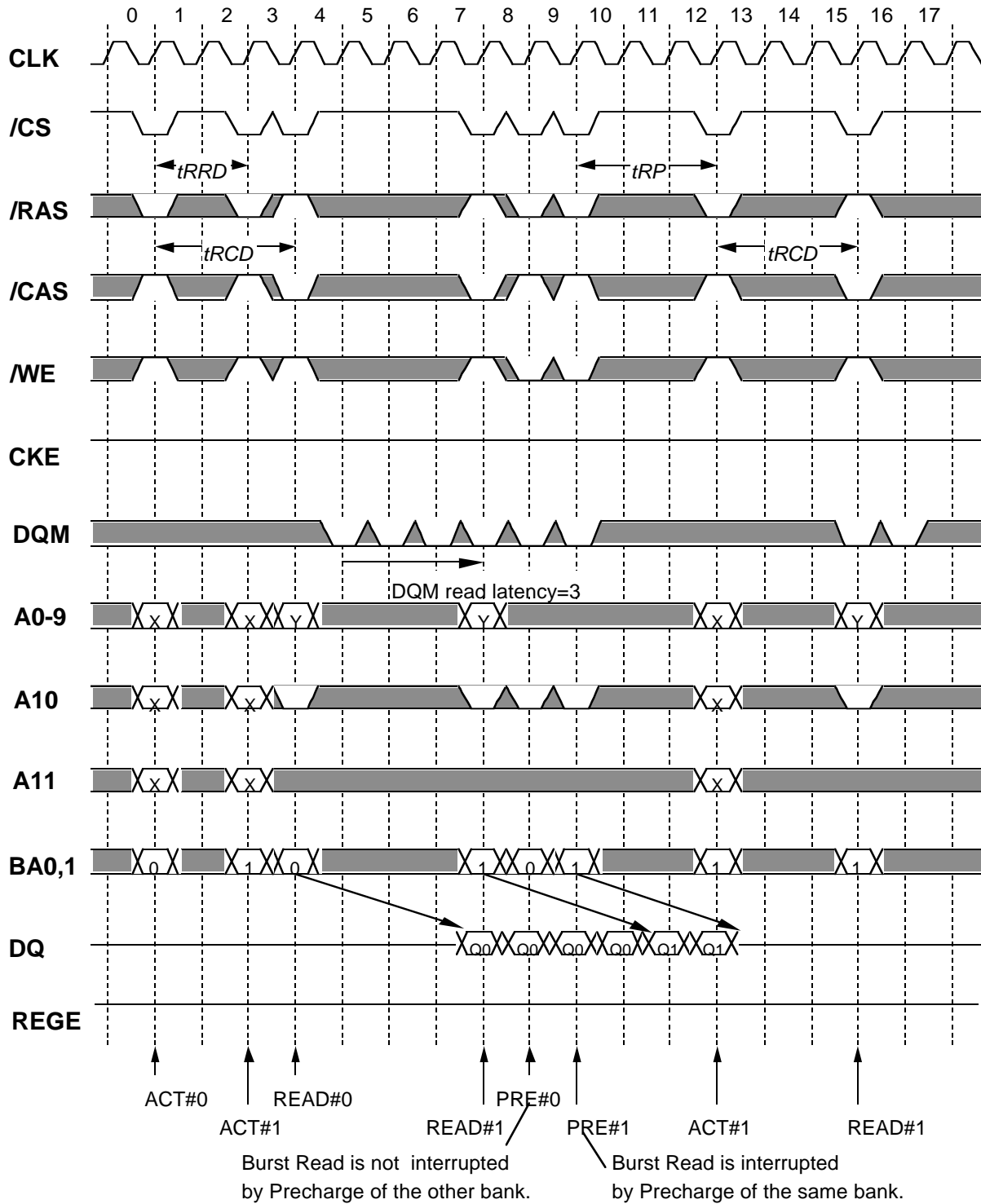
Preliminary  
Spec.

# MH32S72VJA-6

2,415,919,104-BIT ( 33,554,432-WORD BY 72-BIT ) Synchronous DYNAMIC RAM

## Read Interrupted by Precharge

BL=4,CL=4 Latch mode(REGE="H")



*Italic parameter* indicates minimum case

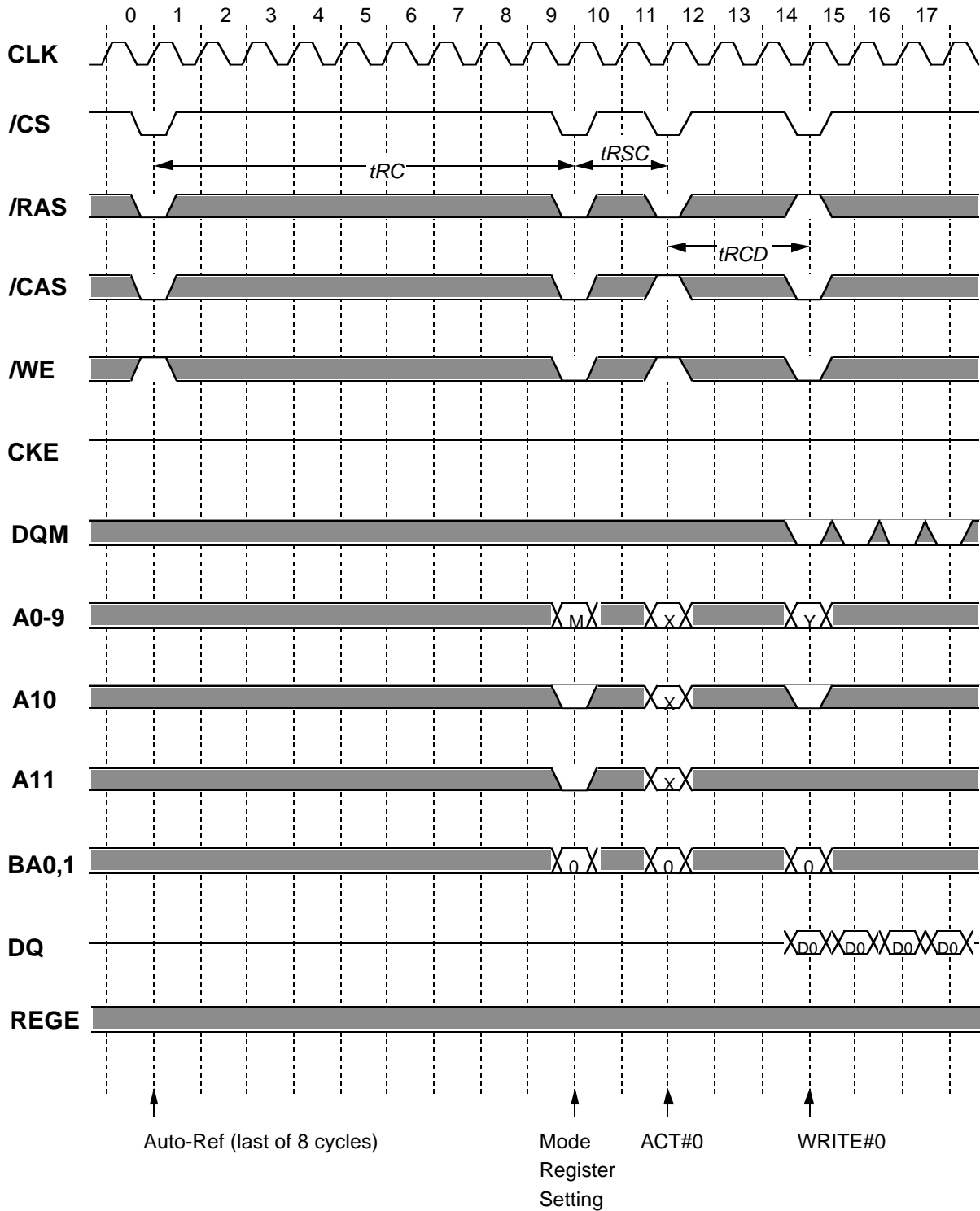
Preliminary  
Spec.

MITSUBISHI LSIs

# MH32S72VJA-6

2,415,919,104-BIT ( 33,554,432-WORD BY 72-BIT ) Synchronous DYNAMIC RAM

## Mode Register Setting



*Italic parameter* indicates minimum case

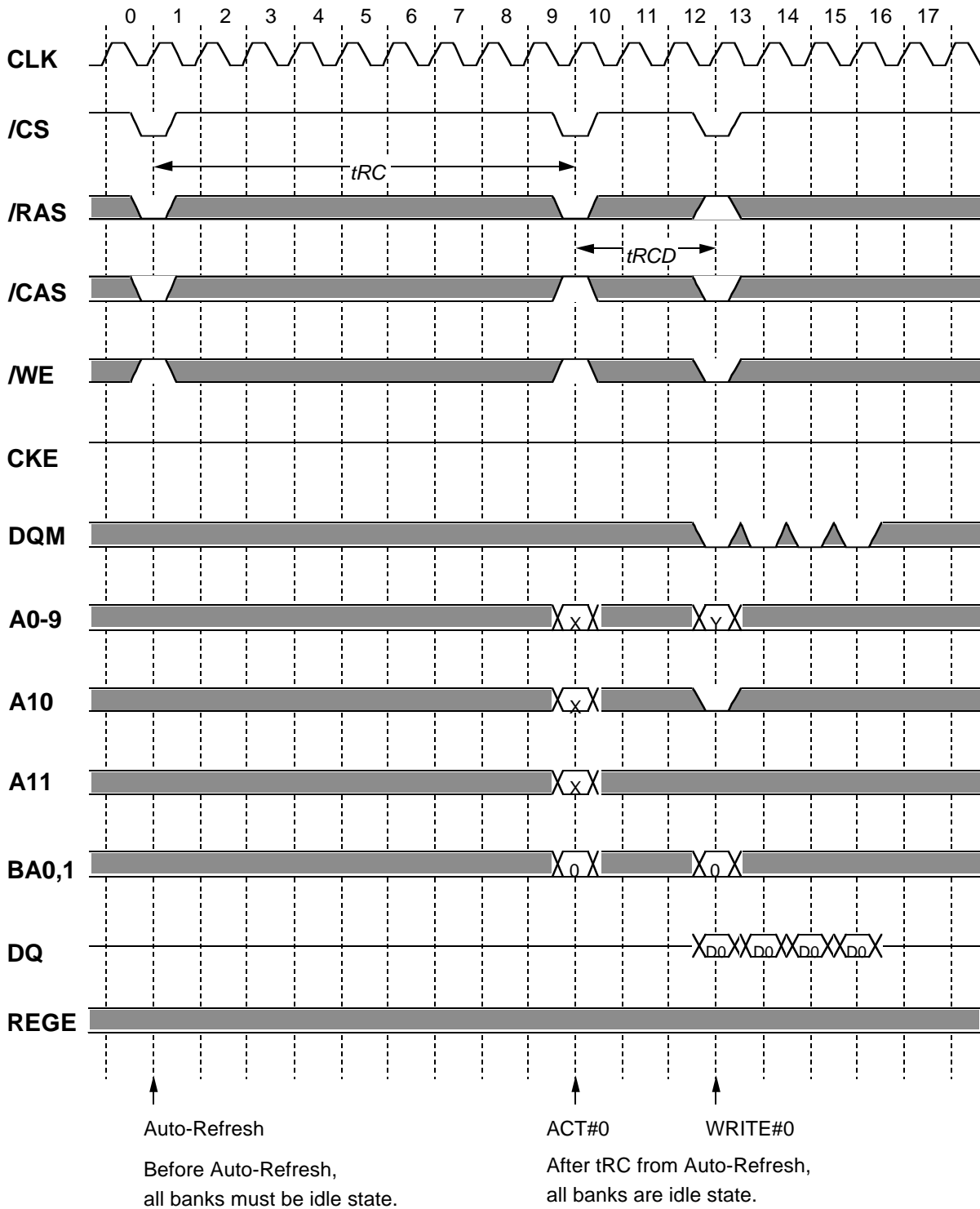
Preliminary  
Spec.

MITSUBISHI LSIs

# MH32S72VJA-6

2,415,919,104-BIT ( 33,554,432-WORD BY 72-BIT ) Synchronous DYNAMIC RAM

## Auto-Refresh @BL=4



*Italic parameter* indicates minimum case


Preliminary  
Spec.

MITSUBISHI LSIs

# MH32S72VJA-6

2,415,919,104-BIT ( 33,554,432-WORD BY 72-BIT ) Synchronous DYNAMIC RAM

## Self-Refresh



*Italic parameter* indicates minimum case

Preliminary  
Spec.

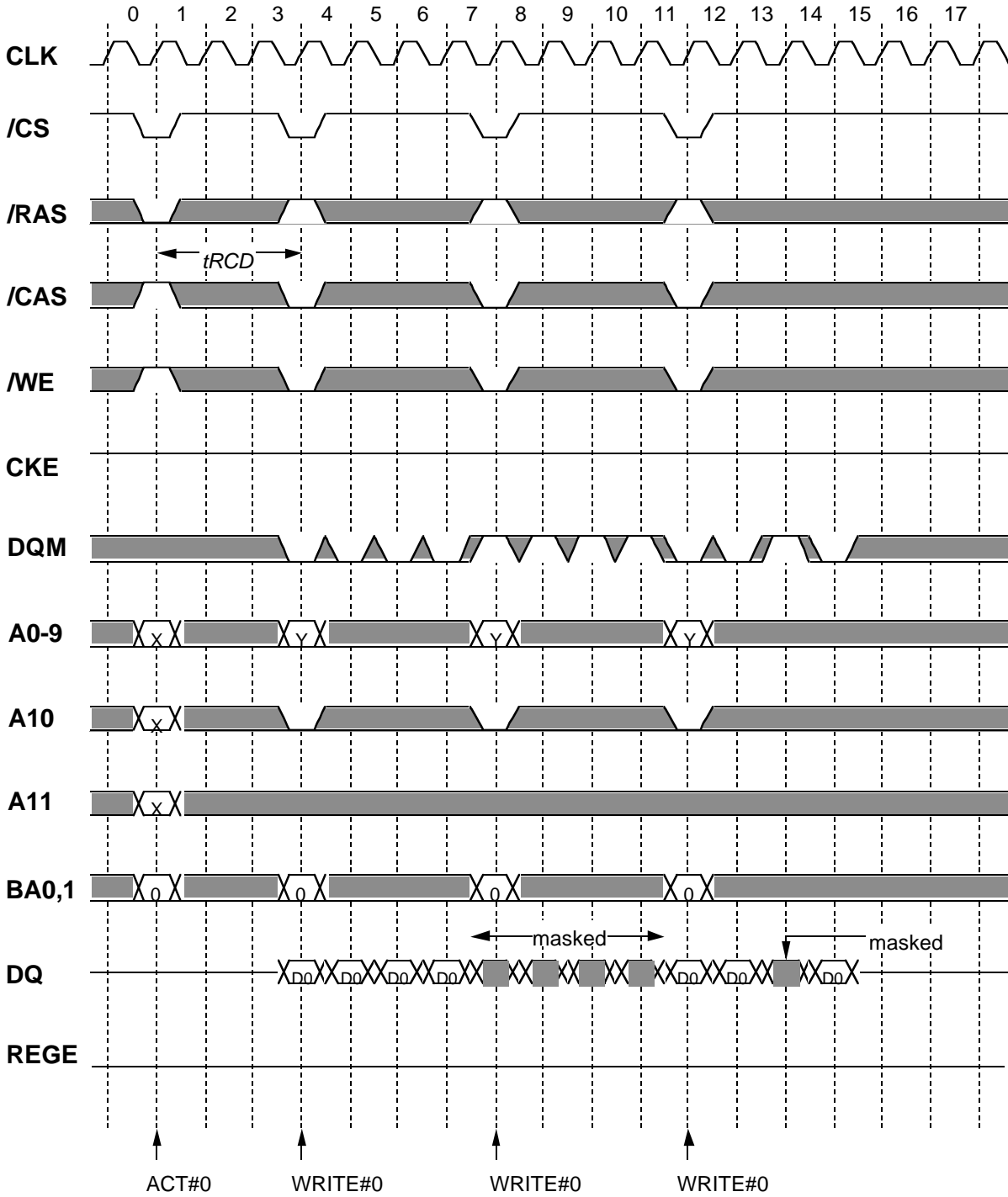
MITSUBISHI LSIs

# MH32S72VJA-6

2,415,919,104-BIT ( 33,554,432-WORD BY 72-BIT ) Synchronous DYNAMIC RAM

## DQM Write Mask

BL=4, Buffer mode (REGE="L")



*Italic parameter* indicates minimum case

Preliminary  
Spec.

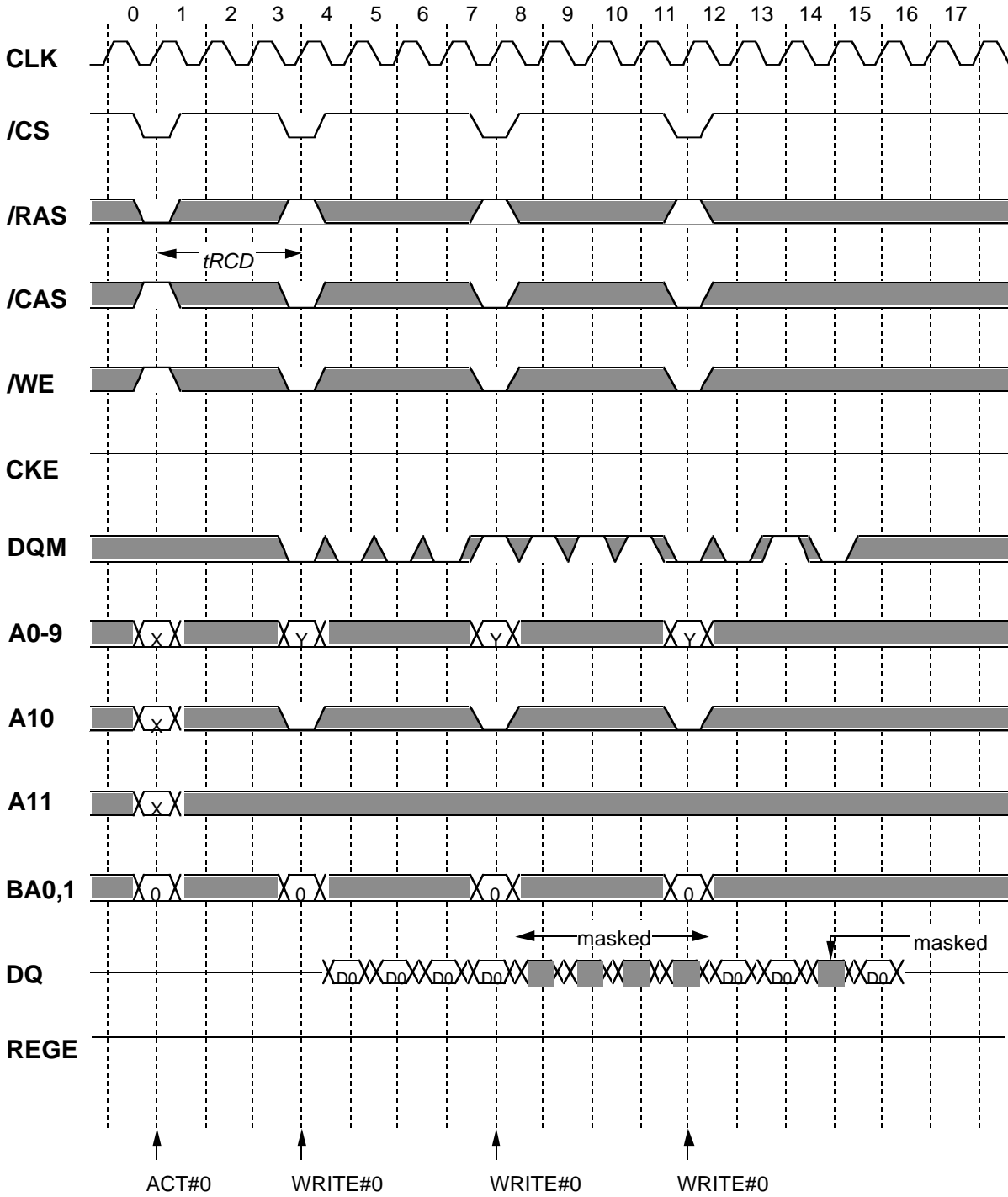
MITSUBISHI LSIs

# MH32S72VJA-6

2,415,919,104-BIT ( 33,554,432-WORD BY 72-BIT ) Synchronous DYNAMIC RAM

## DQM Write Mask

BL=4, Latch mode(REGE="H")



*Italic parameter* indicates minimum case

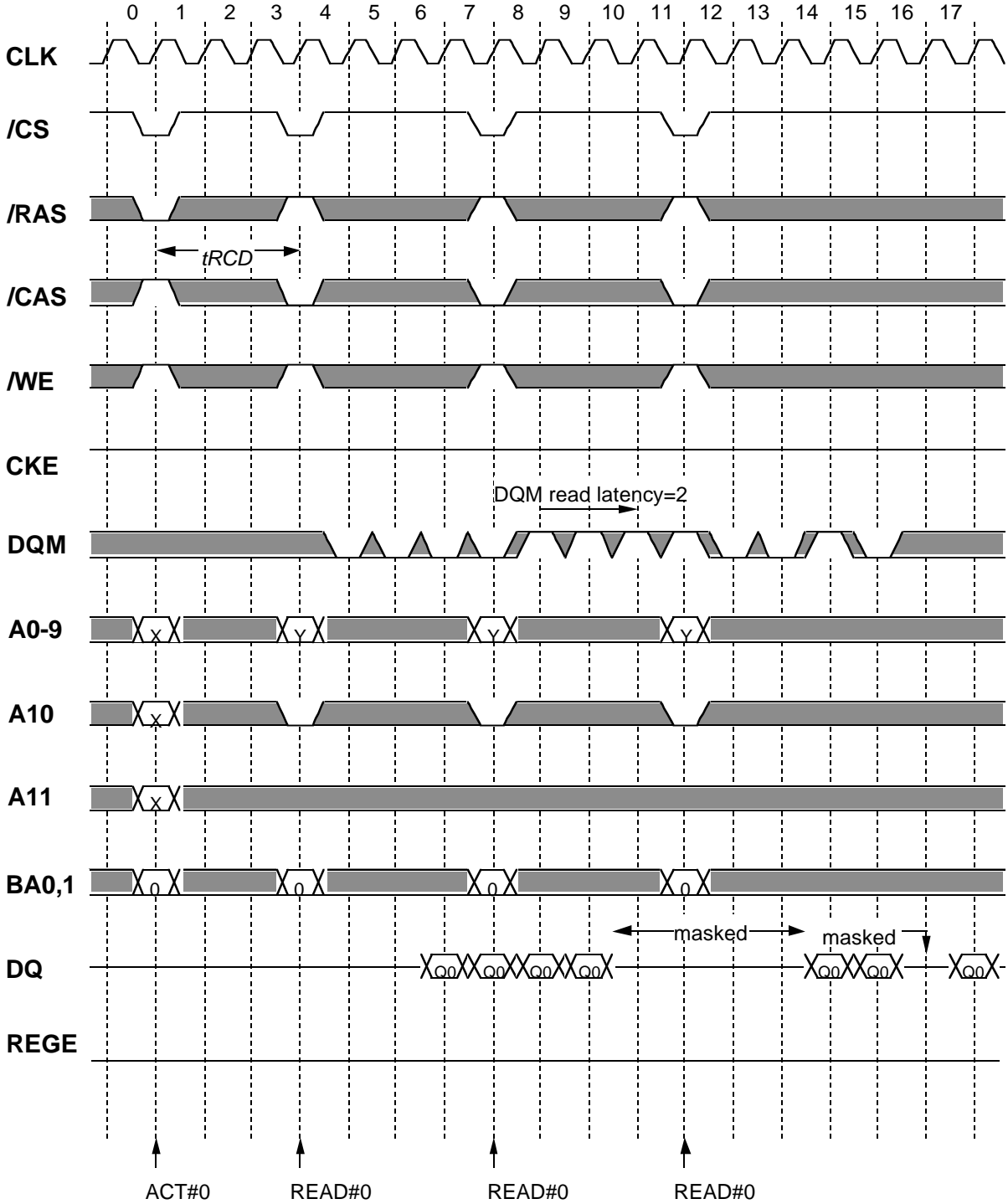
Preliminary  
Spec.

# MH32S72VJA-6

2,415,919,104-BIT ( 33,554,432-WORD BY 72-BIT ) Synchronous DYNAMIC RAM

## DQM Read Mask

BL=4, CL=3 Buffer mode(REGE="L")



*Italic parameter* indicates minimum case



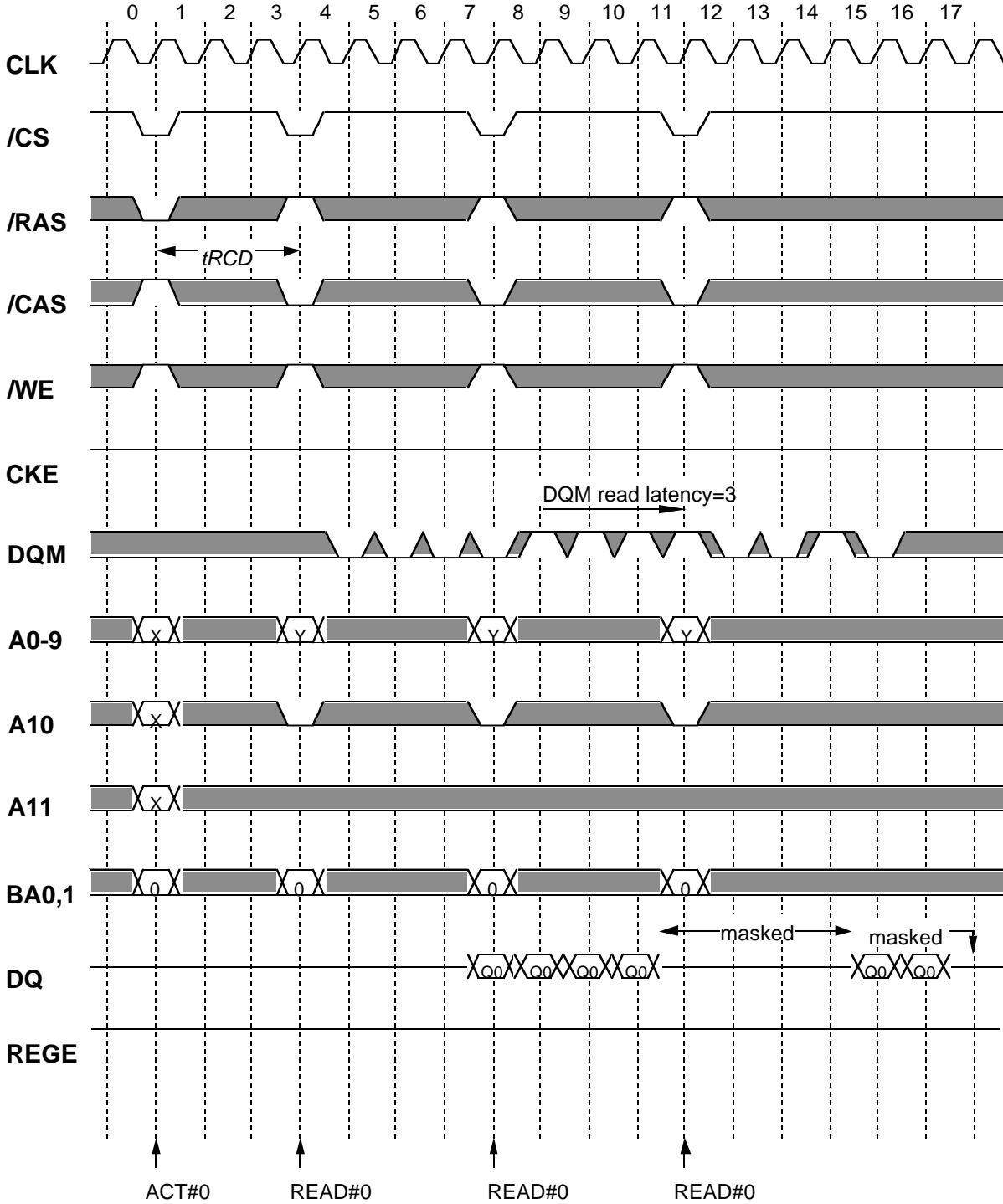
Preliminary  
Spec.

# MH32S72VJA-6

2,415,919,104-BIT ( 33,554,432-WORD BY 72-BIT ) Synchronous DYNAMIC RAM

## DQM Read Mask

BL=4,CL=4 Latch mode(REGE="H")



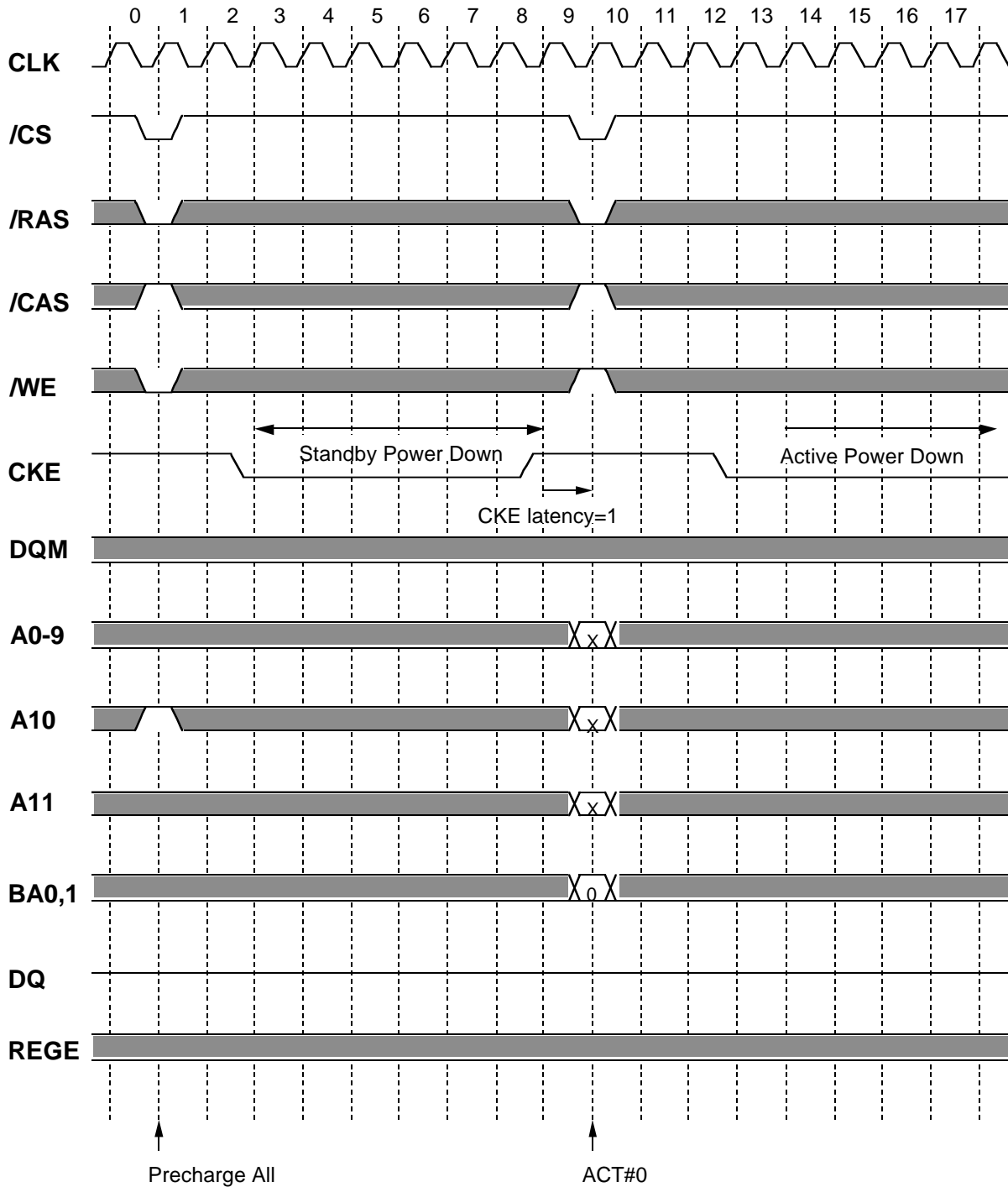
*Italic parameter* indicates minimum case

Preliminary  
Spec.

# MH32S72VJA-6

2,415,919,104-BIT ( 33,554,432-WORD BY 72-BIT ) Synchronous DYNAMIC RAM

## Power Down



*Italic parameter* indicates minimum case

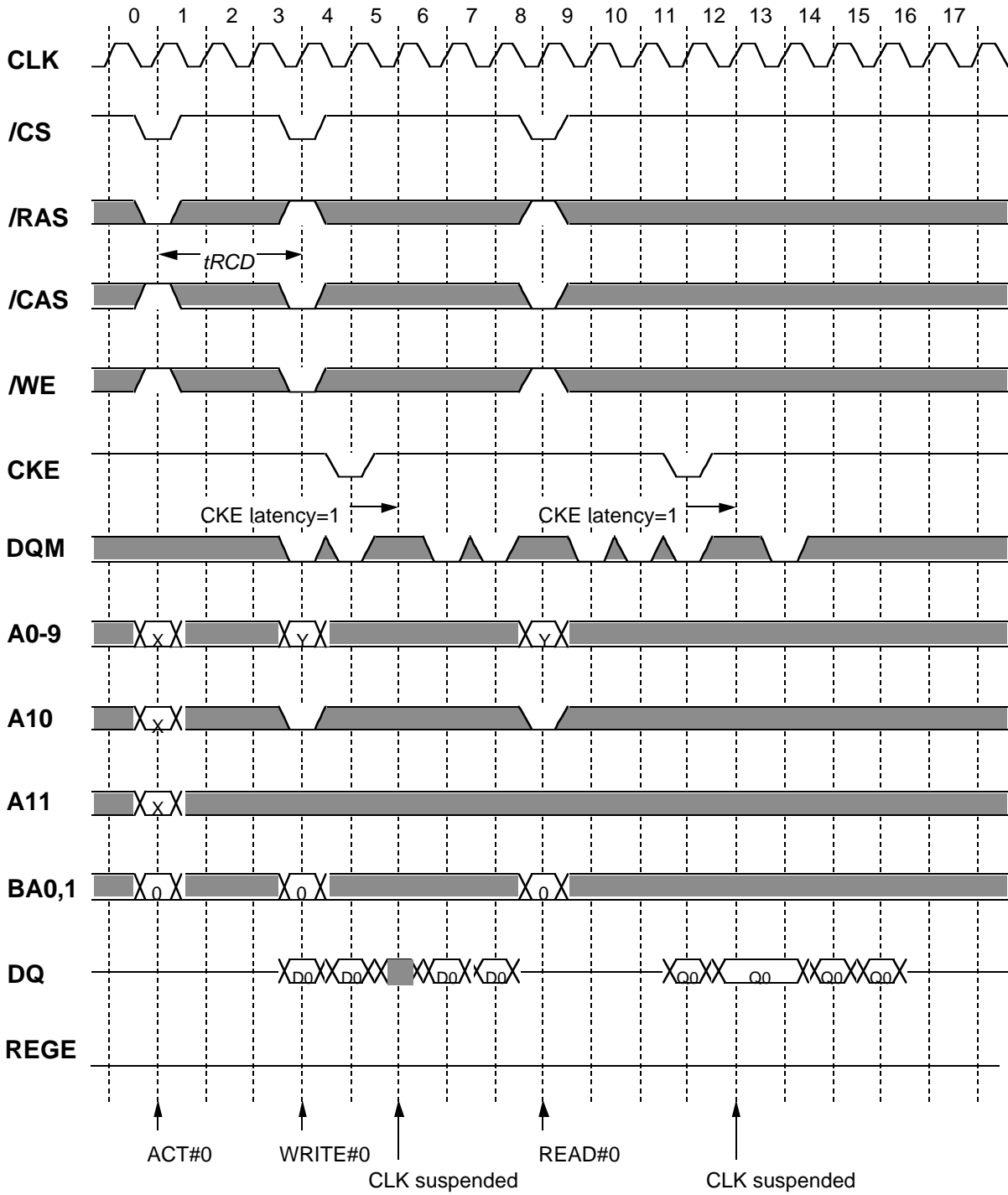
Preliminary  
Spec.

# MH32S72VJA-6

2,415,919,104-BIT ( 33,554,432-WORD BY 72-BIT ) Synchronous DYNAMIC RAM

## CLK Suspend

BL=4,CL=3 Buffer mode(REGE="L")



*Italic parameter* indicates minimum case

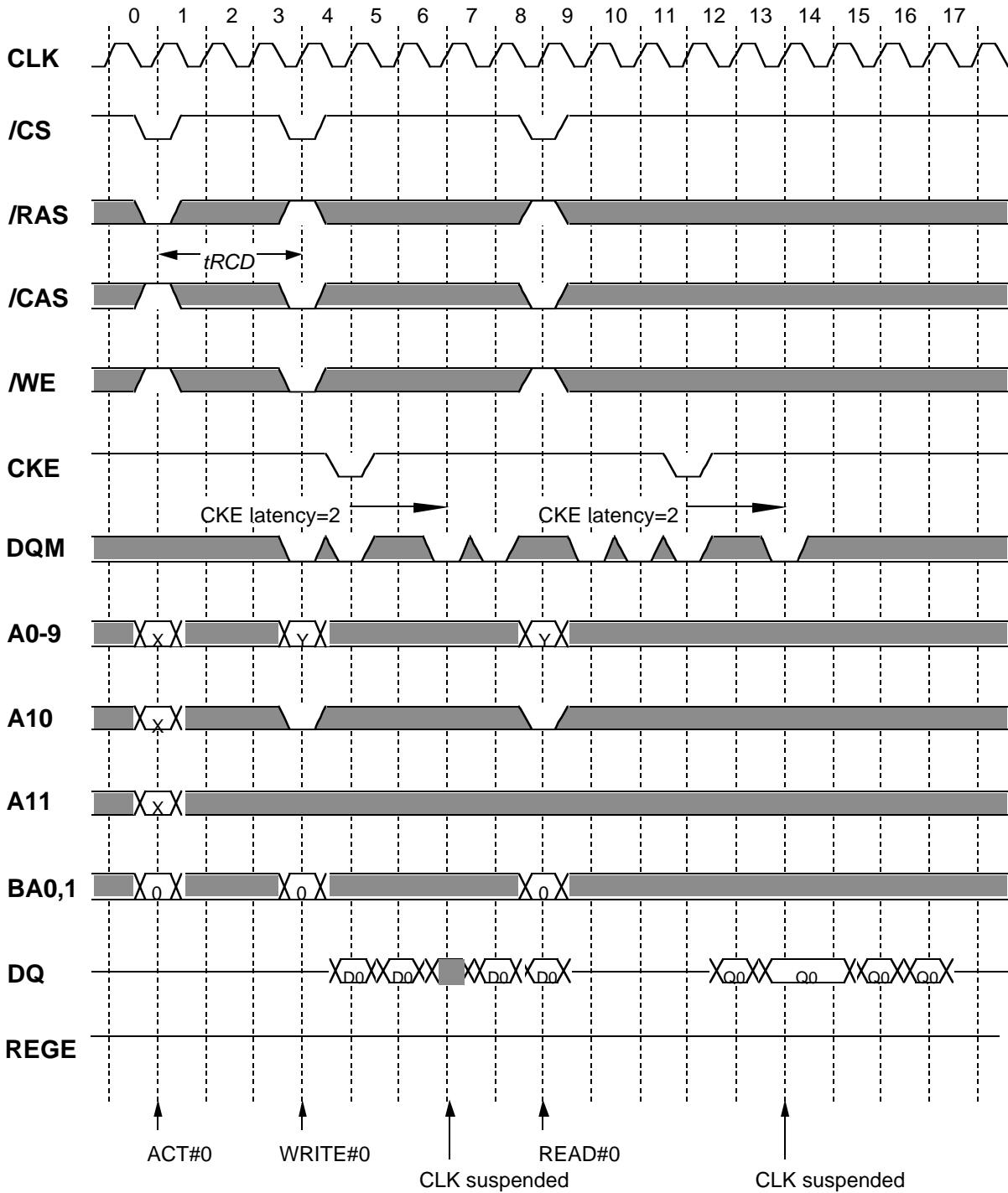
Preliminary  
Spec.

# MH32S72VJA-6

2,415,919,104-BIT ( 33,554,432-WORD BY 72-BIT ) Synchronous DYNAMIC RAM

## CLK Suspend

BL=4,CL=4 Latch mode(REGE="H")



*Italic parameter* indicates minimum case

Preliminary  
Spec.

# MH32S72VJA-6

2,415,919,104-BIT ( 33,554,432-WORD BY 72-BIT ) Synchronous DYNAMIC RAM

## Serial Presence Detect Table I

| Byte | Function described   | SPD entry data                                    | SPD DATA(hex) |
|------|--|---|---------------|
| 0    | # of Serial PD Bytes Written during Production                             | 128   | 80            |
| 1    | Total # of Bytes in SPD device   | 256 Bytes   | 08            |
| 2    | Fundamental memory type  | SDRAM   | 04            |
| 3    | # Row Addresses on this assembly   | A0-A11  | 0C            |
| 4    | # Column Addresses on this assembly  | A0-A10  | 0B            |
| 5    | # Module Banks on this assembly  | 1BANK   | 01            |
| 6    | Data Width of this assembly...   | x72   | 48            |
| 7    | ... Data Width continuation  | 0   | 00            |
| 8    | Voltage interface standard of this assembly                                | LVTTL   | 01            |
| 9    | SDRAM Cycletime at Max. Supported CAS Latency (CL).<br>Cycle time for CL=3 | 7.5ns   | 75            |
| 10   | SDRAM Access from Clock<br>tAC for CL=3                                    | 5.4ns   | 54            |
| 11   | DIMM Configuration type (Non-parity,Parity,ECC)                            | ECC   | 02            |
| 12   | Refresh Rate/Type  | self refresh(15.625uS)                            | 80            |
| 13   | SDRAM width.Primary DRAM   | x4  | 04            |
| 14   | Error Checking SDRAM data width  | x4  | 04            |
| 15   | Minimum Clock Delay,Back to Back Random Column Addresses                   | 1   | 01            |
| 16   | Burst Lengths Supported  | 1/2/4/8/Full page                                 | 8F            |
| 17   | # Banks on Each SDRAM device   | 4bank   | 04            |
| 18   | CAS# Latency   | 3   | 04            |
| 19   | CS# Latency  | 0   | 01            |
| 20   | Write Latency  | 0   | 01            |
| 21   | SDRAM Module Attributes  | buffered,registered with PLL                      | 1F            |
| 22   | SDRAM Device Attributes:General  | Precharge All,Auto precharge<br>Write1/Read Burst | 0E            |
| 23   | SDRAM Cycle time(2nd highest CAS latency)<br>Cycle time for CL=2           | N/A   | 00            |
| 24   | SDRAM Access form Clock(2nd highest CAS latency)<br>tAC for CL=2           | N/A   | 00            |
| 25   | SDRAM Cycle time(3rd highest CAS latency)                                  | N/A   | 00            |
| 26   | SDRAM Access form Clock(3rd highest CAS latency)                           | N/A   | 00            |
| 27   | Precharge to Active Minimum  | 23ns(22.5ns)                                      | 17            |
| 28   | Row Active to Row Active Min.  | 15ns  | 0F            |
| 29   | RAS to CAS Delay Min   | 23ns(22.5ns)                                      | 17            |
| 30   | Active to Precharge Min  | 45ns  | 2D            |

Preliminary  
Spec.

# MH32S72VJA-6

2,415,919,104-BIT ( 33,554,432-WORD BY 72-BIT ) Synchronous DYNAMIC RAM

## Serial Presence Detect Table II

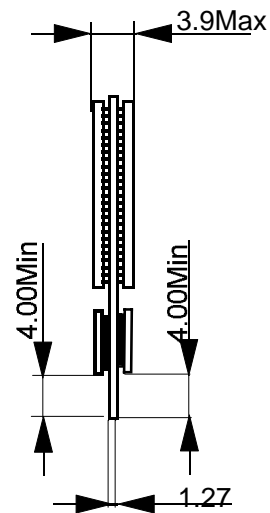
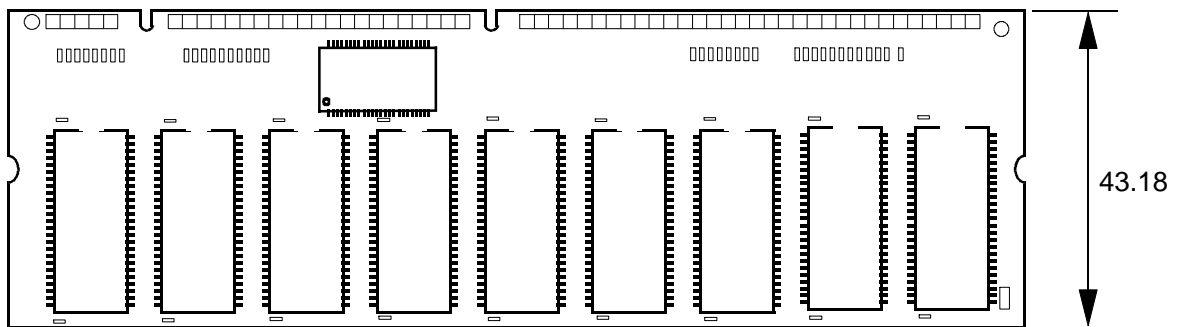
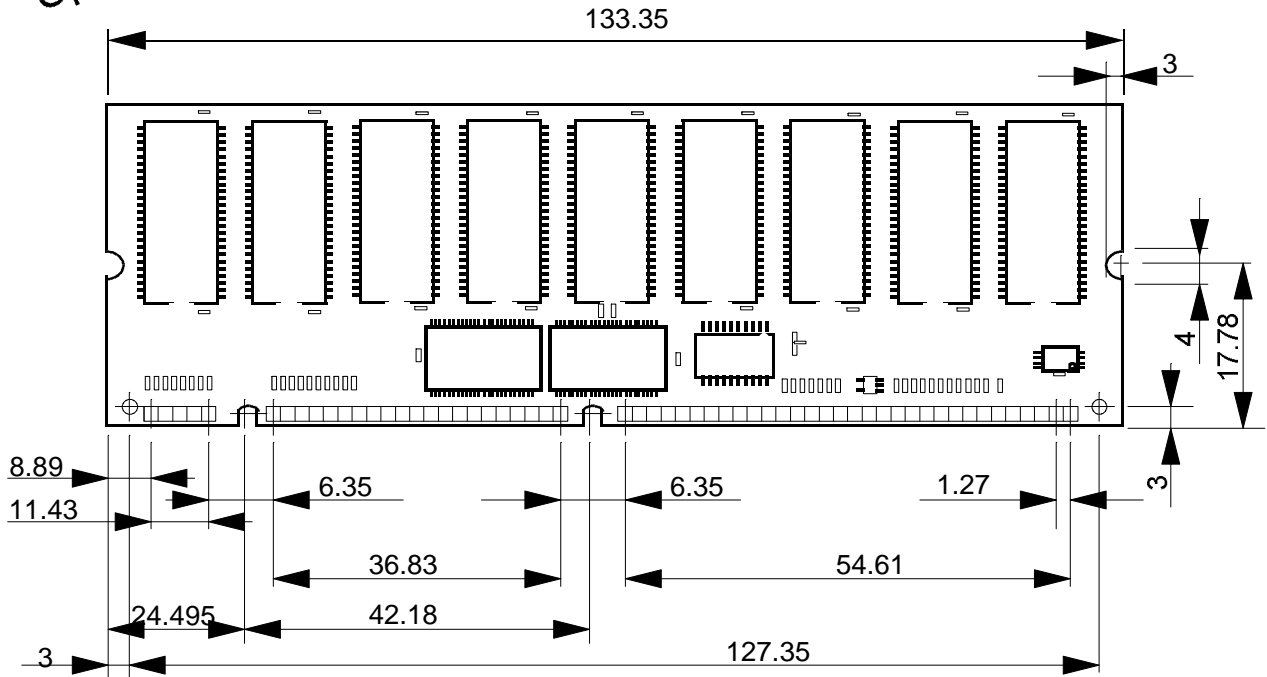
|        |  |                |                                    |
|--------|--|----------------|------------------------------------|
| 31     | Density of each bank on module               | 256MByte       | 40                                 |
| 32     | Command and Address signal input setup time  | 1.5ns          | 15                                 |
| 33     | Command and Address signal input hold time   | 0.8ns          | 08                                 |
| 34     | Data signal input setup time                 | 1.5ns          | 15                                 |
| 35     | Data signal input hold time                  | 0.8ns          | 08                                 |
| 36-61  | Superset Information (may be used in future) | option         | 00                                 |
| 62     | SPD Revision                                 | JEDEC2         | 02                                 |
| 63     | Checksum for bytes 0-62                      |                | ED                                 |
| 64-71  | Manufactures Jedec ID code per JEP-108E      | MITSUBISHI     | 1CFFFFFFFFFFFFFF                   |
| 72     | Manufacturing location                       | Miyoshi,Japan  | 01                                 |
|        |  | Tajima,Japan   | 02                                 |
|        |  | NC,USA         | 03                                 |
|        |  | Germany        | 04                                 |
| 73-90  | Manufactures Part Number                     | MH32S72VJA-6   | 4D483332533732564A412D362020202020 |
| 91-92  | Revision Code                                | PCB revision   | rrrr                               |
| 93-94  | Manufacturing date                           | year/week code | yyww                               |
| 95-98  | Assembly Serial Number                       | serial number  | ssssssss                           |
| 99-125 | Manufacture Specific Data                    | option         | 00                                 |
| 126    | Intell specification frequency               |                | 64                                 |
| 127    | Intel specification CAS# Latency support     | CL=3,AP,CK0    | 8D                                 |
| 128+   | Unused storage locations                     | open           | 00                                 |

Preliminary  
Spec.

MITSUBISHI LSIs

# MH32S72VJA-6

2,415,919,104-BIT ( 33,554,432-WORD BY 72-BIT ) Synchronous DYNAMIC RAM



Preliminary  
Spec.

## MH32S72VJA-6

2,415,919,104-BIT ( 33,554,432-WORD BY 72-BIT ) Synchronous DYNAMIC RAM

### Keep safety first in your circuit designs!

Mitsubishi Electric Corporation puts the maximum effort into making semiconductor products better and more reliable, but there is always the possibility that trouble may occur with them. Trouble with semiconductors consideration to safety when making your circuit designs, with appropriate measures such as (i) placement of substitutive, auxiliary circuits, (ii) use of non-flammable material or (iii) prevention against any malfunction or mishap.

### Notes regarding these materials

1. These materials are intended as a reference to assist our customers in the selection of the Mitsubishi semiconductor product best suited to the customer's application; they do not convey any license under any intellectual property rights, or any other rights, belonging to Mitsubishi Electric Corporation or a third party.
2. Mitsubishi Electric Corporation assumes no responsibility for any damage, or infringement of any third-party's rights, originating in the use of any product data, diagrams, charts or circuit application examples contained in these materials.
3. All information contained in these materials, including product data, diagrams and charts, represent information on products at the time of publication of these materials, and are subject to change by Mitsubishi Electric Corporation without notice due to product improvements or other reasons. It is therefore recommended that customers contact Mitsubishi Electric Corporation or an authorized Mitsubishi Semiconductor product distributor for the latest product information before purchasing a product listed herein.
4. Mitsubishi Electric Corporation semiconductors are not designed or manufactured for use in a device or system that is used under circumstances in which human life is potentially at stake. Please contact Mitsubishi Electric Corporation or an authorized Mitsubishi Semiconductor product distributor when considering the use of a product contained herein for special applications, such as apparatus or systems for transportation, vehicular, medical, aerospace, nuclear, or undersea repeater use.
5. The prior written approval of Mitsubishi Electric Corporation is necessary to reprint or reproduce in whole or in part these materials.
6. If these products or technologies are subject to the Japanese export control restrictions, they must be exported under a license from the Japanese government and cannot be imported into a country other than the approved destination. Any diversion or reexport contrary to the export control laws and regulations of Japan and/or the country of destination is prohibited.
7. Please contact Mitsubishi Electric Corporation or an authorized Mitsubishi Semiconductor product distributor for further details on these materials or the products contained therein.