

Axial-Lead Standard Recovery Rectifiers

Lead mounted standard recovery rectifiers are designed for use in power supplies and other applications having need of a device with the following features:

- High Current to Small Size
- High Surge Current Capability
- Low Forward Voltage Drop
- Void-Free Economical Plastic Package
- Available in Volume Quantities

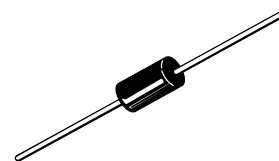
Mechanical Characteristics

- Case: Epoxy, Molded
- Weight: 1.1 gram (approximately)
- Finish: All External Surfaces Corrosion Resistant and Terminal Leads are Readily Solderable
- Lead and Mounting Surface Temperature for Soldering Purposes: 220°C Max. for 10 Seconds, 1/16" from case
- Shipped in plastic bags, 5,000 per bag.
- Available Tape and Reeled, 1500 per reel, by adding a "RL" suffix to the part number
- Polarity: Cathode Indicated by Polarity Band
- Marking: 1N5400, 1N5401, 1N5402, 1N5404, 1N5406, 1N5407, 1N5408

**1N5400
thru
1N5408**

1N5404 and 1N5406 are
Motorola Preferred Devices

**STANDARD
RECOVERY RECTIFIERS
50–1000 VOLTS
3.0 AMPERE**



CASE 267-03

MAXIMUM RATINGS

Rating	Symbol	1N5400	1N5401	1N5402	1N5404	1N5406	1N5407	1N5408	Unit
Peak Repetitive Reverse Voltage Working Peak Reverse Voltage DC Blocking Voltage	V_{RRM} V_{RWM} V_R	50	100	200	400	600	800	1000	Volts
Non-repetitive Peak Reverse Voltage	V_{RSM}	100	200	300	525	800	1000	1200	Volts
Average Rectified Forward Current (Single Phase Resistive Load, 1/2" Leads, $T_L = 105^\circ\text{C}$)	I_O	3.0							Amp
Non-repetitive Peak Surge Current (Surge Applied at Rated Load Conditions)	I_{FSM}	200 (one cycle)							Amp
Operating and Storage Junction Temperature Range	T_J T_{stg}	– 65 to +170 – 65 to +175							$^\circ\text{C}$

THERMAL CHARACTERISTICS

Characteristic	Symbol	Typ	Unit
Thermal Resistance, Junction to Ambient (PC Board Mount, 1/2" Leads)	$R_{\theta JA}$	53	$^\circ\text{C}/\text{W}$

ELECTRICAL CHARACTERISTICS

Characteristic	Symbol	Min	Typ	Max	Unit
*Instantaneous Forward Voltage (1) ($i_F = 9.4$ Amp)	V_F	—	—	1.2	Volts
Average Reverse Current (1) DC Reverse Current (Rated dc Voltage, $T_L = 80^\circ\text{C}$)	$I_{R(AV)}$ I_R	—	—	500 500	μA

* JEDEC Registered Data.

(1) Measured in a single phase halfwave circuit such as shown in Figure 6.25 of EIA RS-282, November 1963. Operated at rated load conditions
 $T_L = 80^\circ\text{C}$, $I_O = 3.0$ A, $V_R = V_{RWM}$.

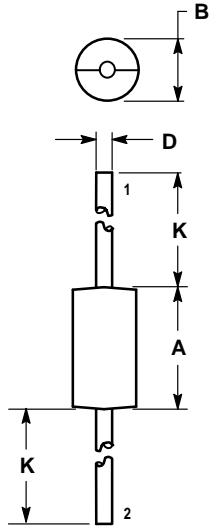
Preferred devices are Motorola recommended choices for future use and best overall value.

Ratings at 25°C ambient temperature unless otherwise specified.

60 Hz resistive or inductive loads.

For capacitive load, derate current by 20%.

PACKAGE DIMENSIONS




- NOTES:
 1. DIMENSIONING AND TOLERANCING PER ANSI Y14.5M, 1982.
 2. CONTROLLING DIMENSION: INCH.

DIM	INCHES		MILLIMETERS	
	MIN	MAX	MIN	MAX
A	0.370	0.380	9.40	9.65
B	0.190	0.210	4.83	5.33
D	0.048	0.052	1.22	1.32
K	1.000	—	25.40	—

STYLE 1:
 PIN 1. CATHODE
 2. ANODE

CASE 267-03
 ISSUE C

Motorola reserves the right to make changes without further notice to any products herein. Motorola makes no warranty, representation or guarantee regarding the suitability of its products for any particular purpose, nor does Motorola assume any liability arising out of the application or use of any product or circuit, and specifically disclaims any and all liability, including without limitation consequential or incidental damages. "Typical" parameters which may be provided in Motorola data sheets and/or specifications can and do vary in different applications and actual performance may vary over time. All operating parameters, including "Typicals" must be validated for each customer application by customer's technical experts. Motorola does not convey any license under its patent rights nor the rights of others. Motorola products are not designed, intended, or authorized for use as components in systems intended for surgical implant into the body, or other applications intended to support or sustain life, or for any other application in which the failure of the Motorola product could create a situation where personal injury or death may occur. Should Buyer purchase or use Motorola products for any such unintended or unauthorized application, Buyer shall indemnify and hold Motorola and its officers, employees, subsidiaries, affiliates, and distributors harmless against all claims, costs, damages, and expenses, and reasonable attorney fees arising out of, directly or indirectly, any claim of personal injury or death associated with such unintended or unauthorized use, even if such claim alleges that Motorola was negligent regarding the design or manufacture of the part. Motorola and  are registered trademarks of Motorola, Inc. Motorola, Inc. is an Equal Opportunity/Affirmative Action Employer.

Mfax is a trademark of Motorola, Inc.

How to reach us:

USA/EUROPE/Locations Not Listed: Motorola Literature Distribution;
 P.O. Box 5405, Denver, Colorado 80217. 303-675-2140 or 1-800-441-2447

JAPAN: Nippon Motorola Ltd.; Tatsumi-SPD-JLDC, 6F Seibu-Butsuryu-Center,
 3-14-2 Tatsumi Koto-Ku, Tokyo 135, Japan. 81-3-3521-8315

Mfax™: RMFAX0@email.sps.mot.com - TOUCHTONE 602-244-6609
 - US & Canada ONLY 1-800-774-1848

ASIA/PACIFIC: Motorola Semiconductors H.K. Ltd.; 8B Tai Ping Industrial Park,
 51 Ting Kok Road, Tai Po, N.T., Hong Kong. 852-26629298

INTERNET: <http://motorola.com/sps>

