

OVERVIEW

The SM5168BAV is a PLL ICs fabricated in NPC's Molybdenum-gate CMOS process. This is designed for use in transmitter/receiver stages in mobile telephones and similar applications.

And it built in LD pin of lock detect signal output.

FEATURES

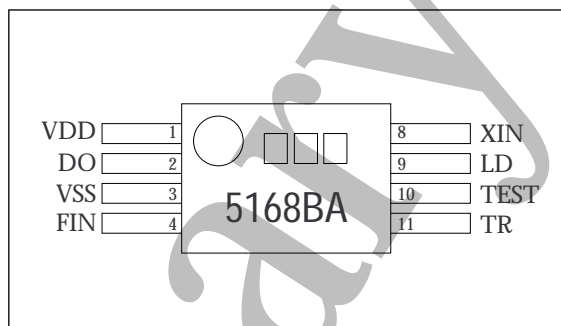
- 2.7 to 3.3 V operation
- 300 MHz maximum operating frequency ($V_{DD} = 2.7\text{ V}$)
- Low power consumption
- Charge pump outputs for passive filter
- Lock detect pin
- Power-save pin for reduced power dissipation
- -30 to $85\text{ }^{\circ}\text{C}$ operating temperature range
- 8-pin VSOP
- Molybdenum-gate CMOS process

APPLICATIONS

- Mobile communications
- PHS-type portable telephones
- Similar applications

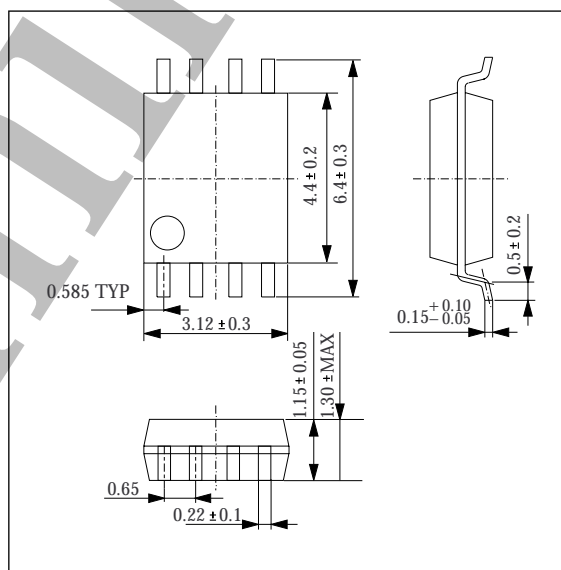
PINOUT

16-pin VSOP



PACKAGE DIMENSIONS

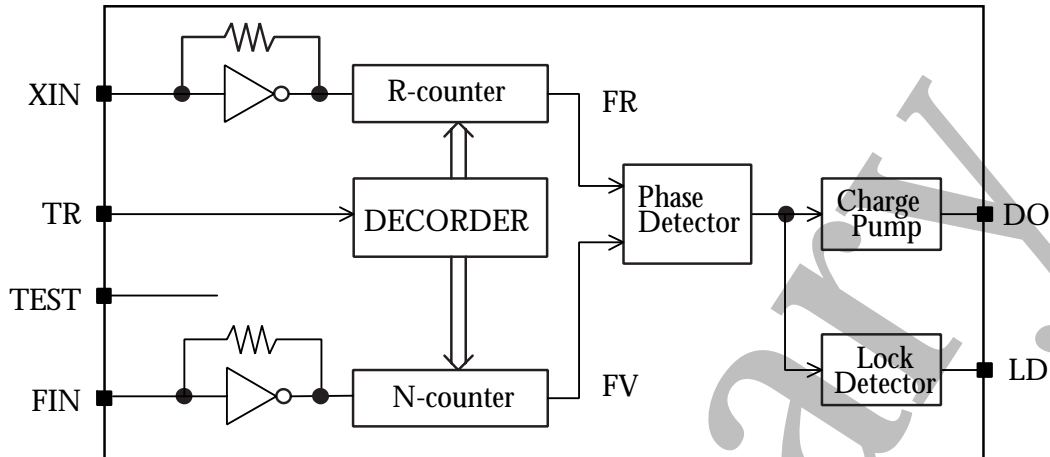
Unit: mm



Setting Frequency

TR	XIN reference input frequency	Reference divider count.	FIN input frequency	FIN divider count.	Phase comparator frequency
HIGH	14.4MHz	72	185.2MHz	926	200kHz
LOW	14.4MHz	72	260.2MHz	1301	200kHz

BLOCK DIAGRAM



PIN DESCRIPTION

Number	Name	I/O	Description
1	VDD	-	2.7 to 3.3V supply voltage pin.
2	DO	O	PLL phase comparator tristate output pin. Built-in charge pump means that this output can be connected to a low-pass filter. The output polarity is preset for connection to a passive filter.
3	VSS	-	Ground pin
4	FIN	I	PLL comparator frequency divider input pin. Feedback resistor built-in for AC-coupled inputs.
5	TR	I	
6	TEST	I	Test pin. should be Open or V _{SS}
7	LD	O	Unlock signal output pin. Low when unlock.
8	XIN	I	PLL reference frequency divider input pin. Feedback resistor built-in for AC-coupled inputs.

NIPPON PRECISION CIRCUITS INC. reserves the right to make changes to the products described in this data sheet in order to improve the design or performance and to supply the best possible products. Nippon Precision Circuits Inc. assumes no responsibility for the use of any circuits shown in this data sheet, conveys no license under any patent or other rights, and makes no claim that the circuits are free from patent infringement. Applications for any devices shown in this data sheet are for illustration only and Nippon Precision Circuits Inc. makes no claim or warranty that such applications will be suitable for the use specified without further testing or modification. The products described in this data sheet are not intended to use for the apparatus which influence human lives due to the failure or malfunction of the products. Customers are requested to comply with applicable laws and regulations in effect now and hereinafter, including compliance with export controls on the distribution or dissemination of the products. Customers shall not export, directly or indirectly, any products without first obtaining required licenses and approvals from appropriate government agencies.

NPC
NIPPON PRECISION CIRCUITS INC.

NIPPON PRECISION CIRCUITS INC.

4-3, 2-chome Fukuzumi
Koto-ku, Tokyo 135-8430, Japan
Telephone: 03-3642-6661
Facsimile: 03-3642-6698