

4.0x4.0mm SURFACE MOUNT LED LAMP

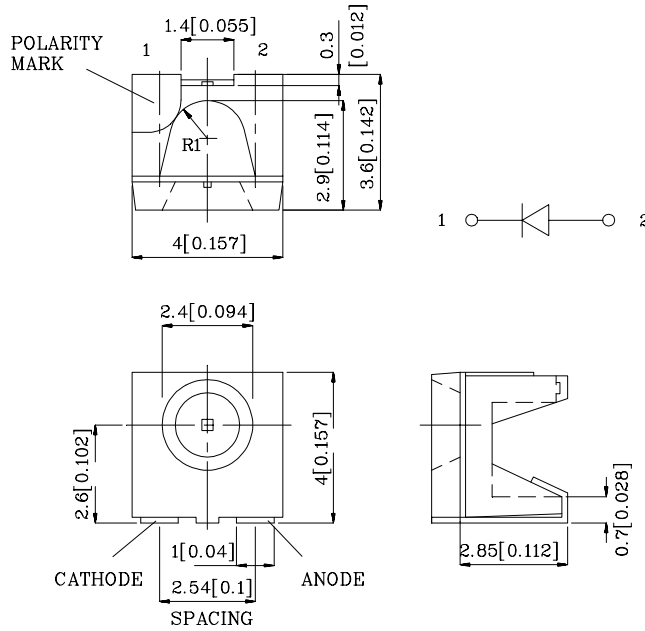


SUN LED

Email : sales@us.sunled.com

Web Site : www.sunled.com

XZBGK67W



Notes:

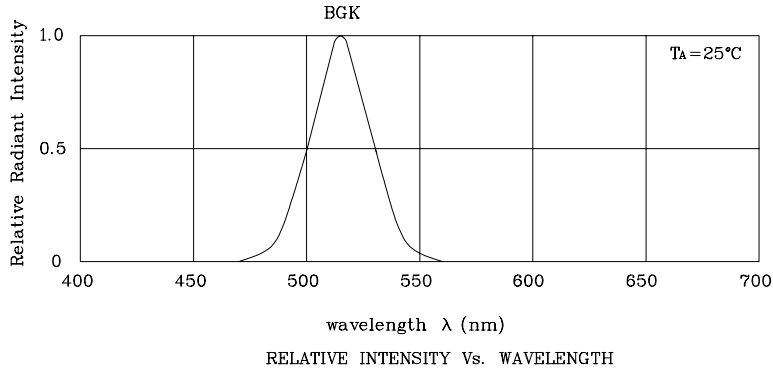
1. All dimensions are in millimeters (inches).
2. Tolerance is $\pm 0.25(0.01")$ unless otherwise noted.

Absolute maximum ratings ($T_A=25^\circ\text{C}$)		BGK (InGaN)	Unit
Reverse voltage	V_R	5	V
Forward current	I_F	25	mA
Forward current (peak) 1/10Duty cycle 0.1ms pulse width	i_{FS}	130	mA
Power dissipation	P_T	105	mW
Operating temperature	T_A	-40 ~ +85	°C
Storage temperature	T_{stg}	-40 ~ +85	

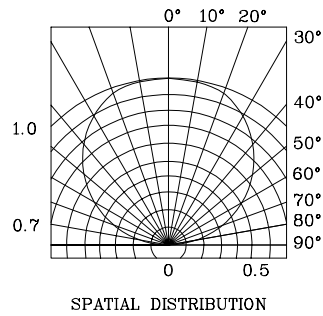
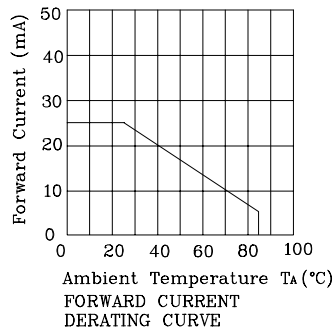
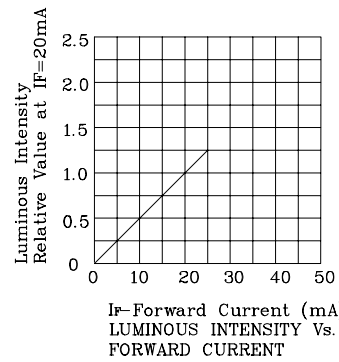
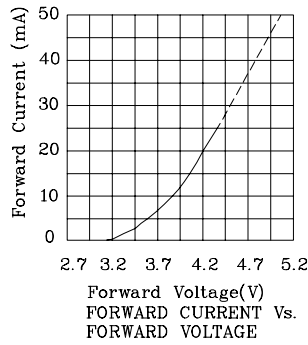
Operating Characteristics ($T_A=25^\circ\text{C}$)		BGK (InGaN)	Unit
Forward voltage (typ.) ($I_F=20\text{mA}$)	V_F	4.2	V
Forward voltage (max.) ($I_F=20\text{mA}$)	V_F	4.8	V
Reverse current ($V_R=5\text{V}$)	I_R	10	μA
Wavelength at peak emission ($I_F=20\text{mA}$)	λ_{peak}	515	nm
Wavelength at Dominate emission ($I_F=20\text{mA}$)	λ_D	525	nm
Spectral Line half-width ($I_F=20\text{mA}$)	$\Delta\lambda$	30	nm
Capacitance ($V_F=0\text{V}$, $f=1\text{MHz}$)	C	45	pF

Part Number	Emitting Color	Emitting Material	Lens-color	Luminous Intensity ($I_F=20\text{mA}$) mcd		Wavelength nm λ_P	Viewing Angle $2\theta_{1/2}$
				min.	typ.		
XZBGK67W	Green	InGaN	Water Clear	50	149	515	120°

XZBGK67W

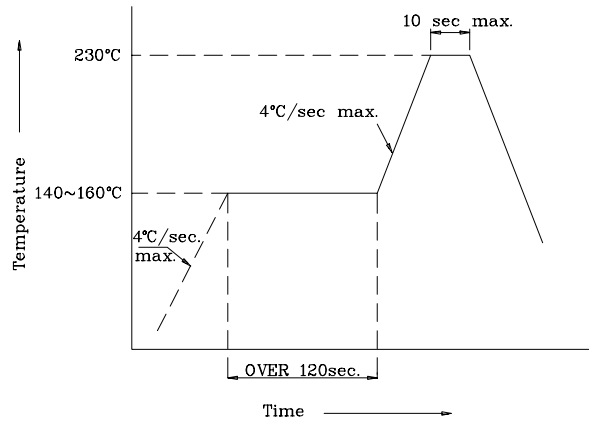


◆BGK

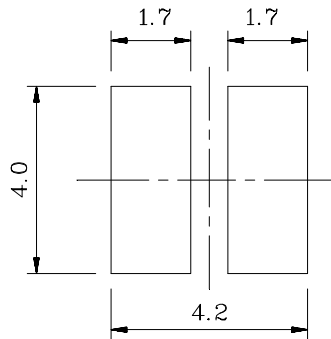


XZBGK67W

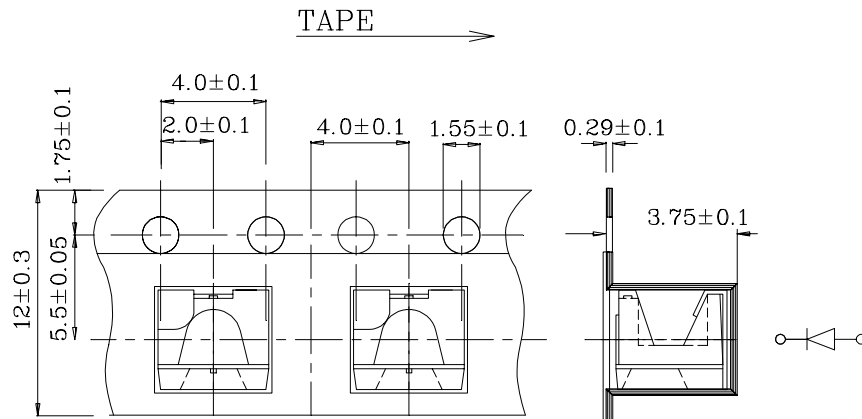
❖ SMT Reflow Soldering Instructions



❖ Recommended Soldering Pattern (Units: mm ; Tolerance: ± 0.1)



❖ Tape Specification (Units : mm)



PACKAGE:500PCS / REEL