

SURFACE MOUNT DISPLAY

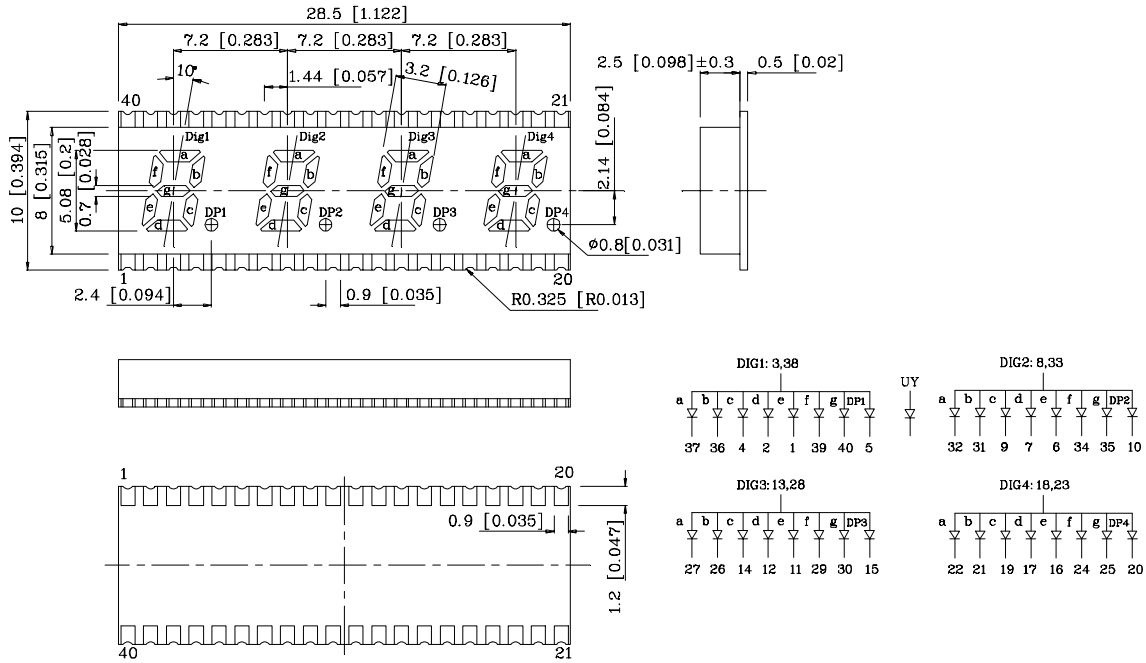


SUN LED

XZDUY05A4

Email : sales@us.sunled.com

Web Site : www.sunled.com



Notes:

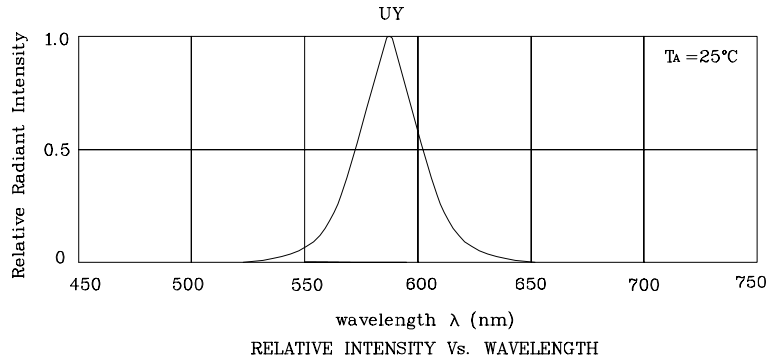
1. All dimensions are in millimeters (inches).
2. Tolerance is ±0.25(0.01") unless otherwise noted.

Absolute maximum ratings (T _A =25°C)		UY (GaAsP/GaP)	Unit
Reverse voltage	V _R	5	V
Forward current	I _F	30	mA
Forward current (peak) 1/10Duty cycle 0.1ms pulse width	i _{FS}	140	mA
Power dissipation	P _T	105	mW
Operating temperature	T _A	-40 ~ +85	°C
Storage temperature	T _{stg}		

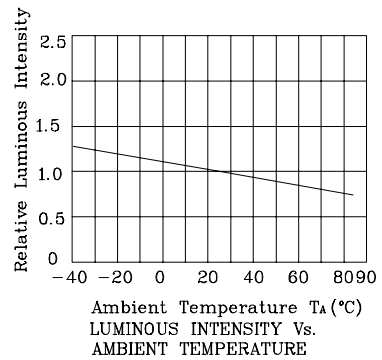
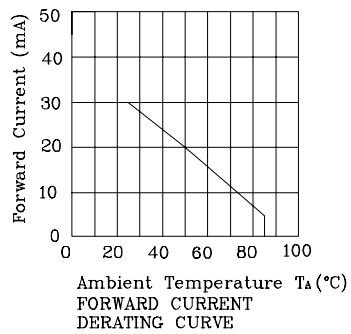
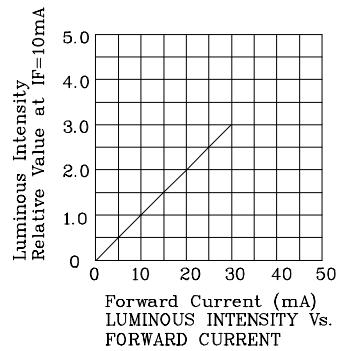
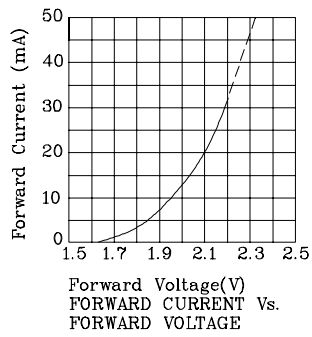
Operating Characteristics (T _A =25°C)		UY (GaAsP/GaP)	Unit
Forward voltage (typ.) (I _F =10mA)	V _F	1.95	V
Forward voltage (max.) (I _F =10mA)	V _F	2.5	V
Reverse current (V _R =5V)	I _R	10	uA
Wavelength at peak emission (I _F =10mA)	λ _{peak}	590	nm
Wavelength at Dominate emission (I _F =10mA)	λ _D	588	nm
Spectral Line half-width (I _F =10mA)	Δλ	35	nm
Capacitance (V _F =0V, f=1MHz)	C	20	pF

Part Number	Emitting Color	Emitting Material	Luminous Intensity (I _F =10mA) ucd		Wavelength nm λ _P	Description
			min.	typ.		
XZDUY05A4	Yellow	GaAsP/GaP	800	1800	590	Common Anode,Rt.Hand Decimal

XZDUY05A4

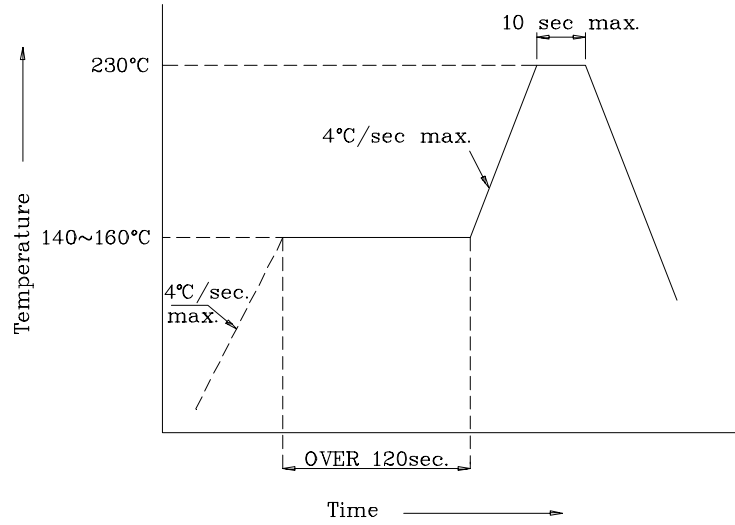


◆UY

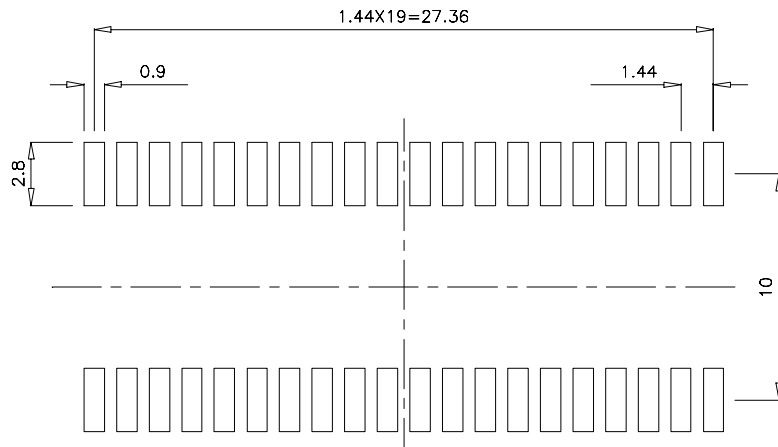


XZDUY05A4

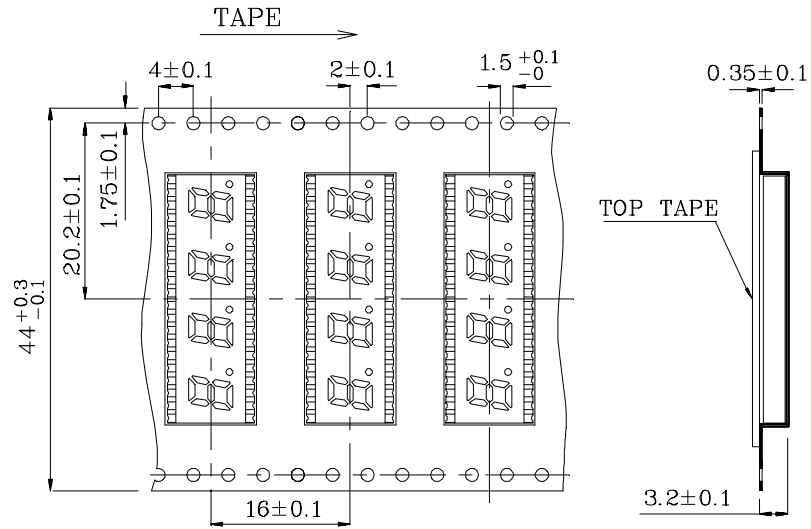
❖SMT Reflow Soldering Instructions



❖Recommended Soldering Pattern (Units : mm, Tolerance : ±0.15)



❖ Tape Specification (Units : mm)



PACKAGE : 1000PCS / REEL.