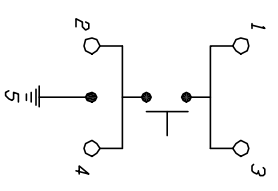


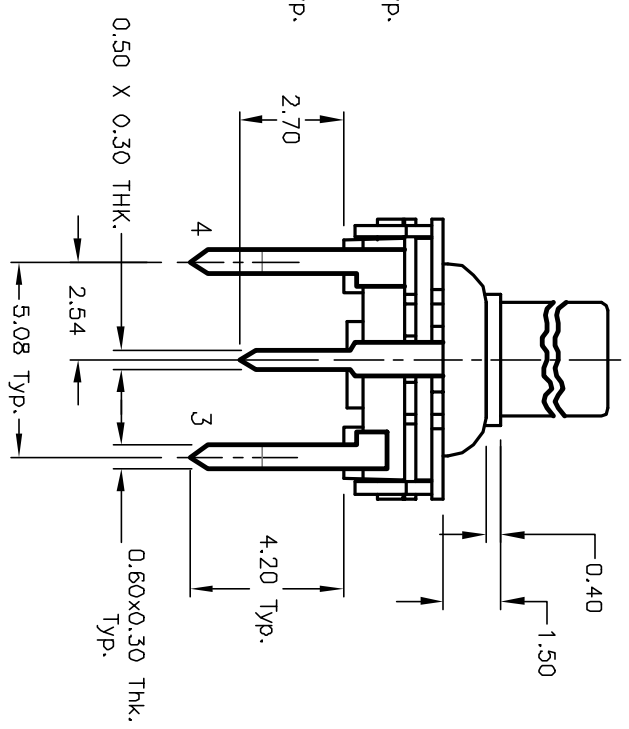
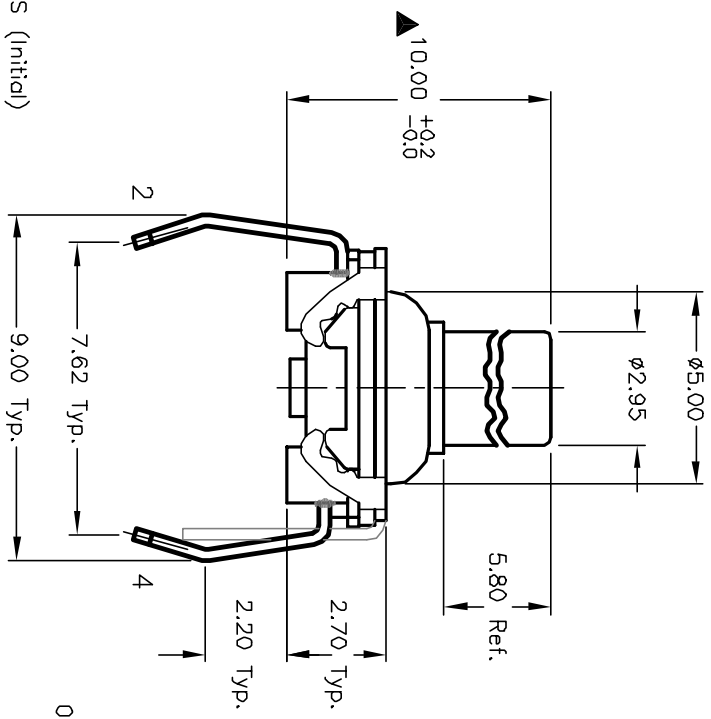
BOTTOM VIEW

RECOMMENDED P.C.B. LAYOUT



CIRCUIT: SPST

- NOTES:
1. ALL DIMENSIONS IN MM
 2. GENERAL TOLERANCE: X.X=±0.4
X:XX=±0.25
 3. TERM. NOS. FOR REF. ONLY
 4. ACTUATION FORCE: 130±40gf
 5. TRAVEL TO MAKE: 0.3mm +0.4/0.0
 6. RATING: 30mA, @12V DC
 7. CONTACT RESISTANCE: 50 MILLI-OHMS (initial)
 8. DIELECTRIC STRENGTH: 300 V RMS min at sea level.
 9. ELECTRICAL LIFE CYCLE: 400,000 make & break cycles at full load.
 10. ▲ DESIGNATE MAJOR DIMENSIONS.
 11. OPERATING TEMP: -40°C to +85°C



E-SWITCH®

B	12191	REVISED NOTE 9, ADD NOTE11	5/28/02	CB
A	10812	RELEASED FOR PRODUCTION	7/27/00	MM
REV.	ECN No.	DESCRIPTION	DATE	CHKD

TITLE		SCALE	DATE	DR	DWG	REV
GSE 10.00 F130 QP EARTH GROUND WASHABLE TACT SWITCH		5:1	7/27/00	MM	L400001	B

THE INFORMATION CONTAINED IN THIS DOCUMENT IS PROPRIETARY TO E-SWITCH AND IS NOT TO BE COPIED OR TRANSFERRED