


SIGN	DATE	DESCRIPTION	APPROVER
<i>THIS IS CAD DRAWING, DO NOT REVISE MANUALLY!!!</i>			



SPECIFICATIONS

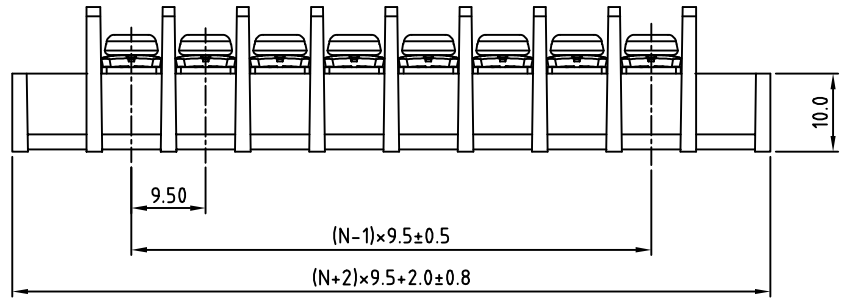
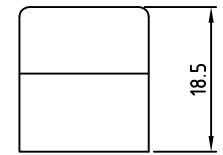
VOLTAGE & CURRENT:	300V, 25A
WITHSTANDING VOLTAGE:	AC 2000 V/Min
INSULATION RESISTANCE:	1000 MΩ OR MORE AT DC 500 V
TEMPERATURE RANGE:	-40 °C ~ +105 °C
SCREW TORQUE VALUE:	8.8 Lb-In.
WIRE RANGE:	22 - 12 AWG
1) MOLDED PARTS:	POLYIMIDE 66, UL 94 V-0 BLACK
2) TERMINAL:	BRASS, 0.8t, Tin PLATED
3) TERMINAL SCREWS:	STEEL, Ni PLATED, M3.5

APPROVAL:

RoHS Compliant

PART NUMBER:
OSTYK510XX030

- No. of Poles
- 02: 2 Poles
 - 03: 3 Poles
 - 04: 4 Poles
 - ⋮
 - 30: 30 Poles



N= Number of contacts



THESE DRAWINGS AND SPECIFICATIONS ARE THE PROPERTY OF ON-SHORE TECHNOLOGY, INC. AND SHALL NOT BE REPRODUCED, COPIED OR USED IN ANY MANNER WITHOUT THE PRIOR WRITTEN CONSENT OF ON-SHORE TECHNOLOGY, INC.

TITLE		OSTYK-510 with Flange Series			
PART NO.	OSTYK510XX030	DWG NO.	OSTYK510XX030.DWG		
APPROVED	CHECKED	DESIGNED	DRAWN	CUST NO.	Tolerance
Shi Jun 2006.11.07	Seamus 2006.11.06	Tony 2006.02.04	Tony 2006.02.04		X. ±0.50 X.X ±0.30 X.XX ±0.10 X° ±1°
SHEET: 01/01				UNIT: mm	SCALE: NONE
				REV: B	